

04-07-00

IN THE UNITED STATES PATENT AND TRADEMARK OFFICE

Box Patent Application Assistant Commissioner For Patents Washington, D.C. 20231

NEW APPLICATION TRANSMITTAL

Transmitted herewith for filing is the patent application of Asgeir Saebo and Carl Skarie for CONJUGATED LINOLEIC ACID COMPOSITIONS.

CERTIFICATION UNDER 37 C.F.R. § 1.10

I hereby certify that this New Application Transmittal and the documents referred to as enclosed therein are being deposited with the U.S. Postal Service on this date April 6, 2000 in an envelope as "Express Mail Post Office to Addressee" Mailing Label Number EL 507 229 128 US addressed to: Box Patent Application, Assistant Commissioner For Patents, Washington, D.C. 20231.

Mary Ellen Waite (Signature) Mary Ellen Waite

1. Type Of Application

This new application is for a(n)

- Original (nonprovisional) Continuation-In-Part (C-I-P).

2. Benefit Of Prior U.S. Application(s) (35 U.S.C. §§ 119(e), 120, or 121)

- The new application being transmitted claims the benefit of prior U.S. application(s) and enclosed are ADDED PAGES FOR NEW APPLICATION TRANSMITTAL WHERE BENEFIT OF PRIOR U.S. APPLICATION(S) CLAIMED.

3. Papers Enclosed That Are Required For Filing Date Under 37 C.F.R. § 1.53(b) (Regular) or 37 C.F.R. § 1.153 (Design) Application

- 63 Pages of Specification 4 Pages of Claims 1 Page of Abstract 2 Sheets of Formal Drawings

4. Declaration

- Enclosed Unexecuted.

5. Inventorship Statement

The inventorship for all the claims in this application is:

- the same

6. Language

- English

7. Assignment

- An unexecuted assignment of the invention to ConLinCo, Inc. is attached. Form PTO-1595 will follow.

8. Fee Calculation (37 C.F.R. § 1.16)

- Regular application

CLAIMS AS FILED

Table with 4 columns: Number Filed, Number Extra, Rate, Basic Fee - \$760.00 (37 C.F.R. § 1.16(a)). Rows include Total Claims, Independent Claims, Multiple Dependent Claim(s), and Filing Fee Calculation totaling \$1096.00.

9. Small Entity Statement(s)

Verified Statement(s) that this is a filing by a small entity under 37 C.F.R. §§ 1.9 and 1.27 is(are) attached.

Filing Fee Calculation (50% of above) \$548.00

10. Fee Payment Being Made At This Time

Enclosed

basic filing fee \$548.00

Total Fees Enclosed \$548.00

11. Method of Payment of Fees

Check in the amount of \$548.00

12. Authorization To Charge Additional Fees and Credit Overpayment

The Commissioner is hereby authorized to charge payment of any fees associated with this communication or credit any overpayment to Deposit Account No.: 08-1290. An originally executed duplicate of this transmittal is enclosed for this purpose.

13. Power of Attorney by Assignee


Enclosed

Unexecuted.

14. Return Receipt Postcard

Enclosed

Dated: April 6, 2000


J. Mitchell Jones
Registration No.: 44,174

MEDLEN & CARROLL, LLP
220 Montgomery Street, Suite 2200
San Francisco, California 94104
(415) 705-8410

Incorporation By Reference Of Added Pages

Plus Added Pages For New Application Transmittal Where Benefit Of Prior U.S. Application(s) Claimed

Number of pages added 1

003070-16044560

**ADDED PAGES FOR APPLICATION TRANSMITTAL
WHERE BENEFIT OF PRIOR U.S. APPLICATION(S) CLAIMED**

15. **Relate Back**

A. 35 U.S.C. § 119(e)

16. **Further Inventorship Statement Where Benefit Of Prior Application(s) Claimed**

- a. This application discloses and claims additional disclosure by amendment and a new declaration or oath is being filed. With respect to the prior application, the inventor(s) in this application are the same.
- b. This application discloses and claims additional disclosure by amendment and a new declaration or oath is being filed. With respect to the prior application, the inventor(s) in this application are the same.

17. **Notification In Parent Application Of This Filing**

- A notification of the filing of this continuation-in-part is being filed in the parent application from which this application claims priority under 35 U.S.C. § 120.

Applicant / Patentee: Asgeir Saebo *et al.*
For: CONJUGATED LINOLEIC ACID COMPOSITIONS

**VERIFIED STATEMENT (DECLARATION) CLAIMING SMALL ENTITY STATUS
(37 CFR § 1.9(c) - SMALL BUSINESS CONCERN)**

I hereby declare that I am an official of the small business concern empowered to act on behalf of the concern identified below:

ConLinCo, Inc.
211 W. Holmes Street, Suite 308, Detroit Lakes, MN 56502

I hereby declare that the above-identified small business concern qualifies as a small business concern as defined in 13 CFR §§ 121.3-18, and reproduced in 37 CFR § 1.9(d), for purposes of paying reduced fees under §§ 41(a) and (b) of Title 35, United States Code, in that the number of employees of the concern, including those of its affiliates, does not exceed 500 persons. For purposes of this statement, (1) the number of employees of the business concern is the average over the previous fiscal year of the concern of the persons employed on a full-time, part-time or temporary basis during each of the pay periods of the fiscal year, and (2) concerns are affiliates of each other when either, directly or indirectly, one concern controls or has the power to control the other, or a third party or parties controls or has the power to control both.

I hereby declare that rights under contract or law have been conveyed to and remain with the small business concern identified above with regard to the invention entitled **CONJUGATED LINOLEIC ACID COMPOSITIONS** by inventors named **Asgeir Saebo *et al.***, described in the specification filed herewith.

I acknowledge the duty to file, in this application or patent, notification of any change in status resulting in loss of entitlement to small entity status prior to paying, or at the time of paying, the earliest of the issue fee or any maintenance fee due after the date on which status as a small entity is no longer appropriate. (37 CFR § 1.28(b)).

I hereby declare that all statements made herein of my own knowledge are true and that all statements made on information and belief are believed to be true; and further that these statements were made with the knowledge that willful false statements and the like so made are punishable by fine or imprisonment, or both, under Section 1001 of Title 18 of the United States Code, and that such willful false statements may jeopardize the validity of the application, any patent issuing thereon, or any patent to which this verified statement is directed.

Date: _____

By: _____

Name: _____

Title: _____

005070-12071500

CONJUGATED LINOLEIC ACID COMPOSITIONS

RELATED APPLICATIONS

5 The application is a continuation in part of U.S.S.N. 09/132,593, filed August 11, 1998 and U.S.S.N. 09/270,940, filed March 17, 1999, which is a continuation-in-part of U.S.S.N. 09/042,767, filed March 17, 1998, now U.S.Pat. No. 6,015,833, and U.S.S.N. 09/042,538, filed March 17, 1998.

10 FIELD OF THE INVENTION

The present invention relates the manufacture of conjugated linoleic acid, and in particular, to feeds and food products containing conjugated linoleic acid.

BACKGROUND OF THE INVENTION

15
20
In 1978, researchers at the University of Wisconsin discovered the identity of a substance contained in cooked beef that appeared to inhibit mutagenesis. The substance was found to be a mixture of positional isomers of linoleic acid (C18:2) having conjugated double bonds. The c9,t11 and t10,c12 isomers are present in greatest abundance, but it is uncertain which isomers are responsible for the biological activity observed. It has been noted from labelled uptake studies that the 9,11 isomer appears to be somewhat preferentially taken up and incorporated into the phospholipid fraction of animal tissues, and to a lesser extent the 10,12 isomer. (Ha, *et al.*, Cancer Res., 50: 1097 [1990]).

25
30
The biological activity associated with conjugated linoleic acids (termed CLA) is diverse and complex. At present, very little is known about the mechanisms of action, although several preclinical and clinical studies in progress are likely to shed new light on the physiological and biochemical modes of action. The anticarcinogenic properties of CLA have been well documented. Administration of CLA inhibits rat mammary tumorigenesis, as demonstrated by Birt, *et al.*, Cancer Res., 52: 2035s [1992]. Ha, *et al.*, Cancer Res., 50: 1097 [1990] reported similar results in a mouse forestomach neoplasia model. CLA has also been identified as a strong cytotoxic agent against target human melanoma, colorectal and breast

cancer cells in vitro. A recent major review article confirms the conclusions drawn from individual studies (Ip, Am. J. Clin. Nutr., 66 (6 Supp): 1523s [1997]).

Although the mechanisms of CLA action are still obscure, there is evidence that some component(s) of the immune system may be involved, at least *in vivo*. U.S. Pat. No.

5 5,585,400 (Cook, *et al.*, incorporated herein by reference), discloses a method for attenuating allergic reactions in animals mediated by type I or TgE hypersensitivity by administering a diet containing CLA. CLA in concentrations of about 0.1 to 1.0 percent was also shown to be an effective adjuvant in preserving white blood cells. U.S. Pat. No. 5,674,901 (Cook, *et al.*), incorporated herein by reference, disclosed that oral or parenteral administration of CLA
10 in either free acid or salt form resulted in elevation in CD-4 and CD-8 lymphocyte subpopulations associated with cell-mediated immunity. Adverse effects arising from pretreatment with exogenous tumor necrosis factor could be alleviated indirectly by elevation or maintenance of levels of CD-4 and CD-8 cells in animals to which CLA was administered. Finally, U.S. Pat. No. 5,430,066, incorporated herein by reference, describes the effect of CLA in preventing weight loss and anorexia by immune stimulation.

Apart from potential therapeutic and pharmacologic applications of CLA as set forth above, there has been much excitement regarding the use of CLA nutritively as a dietary supplement. CLA has been found to exert a profound generalized effect on body composition, in particular redirecting the partitioning of fat and lean tissue mass. U.S. Patent
20 No. 5,554,646 (Cook, *et al.*), incorporated herein by reference, discloses a method utilizing CLA as a dietary supplement in which pigs, mice, and humans were fed diets containing 0.5 percent CLA. In each species, a significant drop in fat content was observed with a concomitant increase in protein mass. It is interesting that in these animals, increasing the fatty acid content of the diet by addition of CLA resulted in no increase in body weight, but
25 was associated with a redistribution of fat and lean within the body. Another dietary phenomenon of interest is the effect of CLA supplementation on feed conversion. U.S. Pat. No. 5,428,072 (Cook, *et al.*, incorporated herein by reference), provided data showing that incorporation of CLA into animal feed (birds and mammals) increased the efficiency of feed

conversion leading to greater weight gain in the CLA supplemented animals. The potential beneficial effects of CLA supplementation for food animal growers is apparent.

5 Another important source of interest in CLA, and one which underscores its early commercial potential, is that it is naturally occurring in foods and feeds consumed by humans and animals alike. In particular, CLA is abundant in products from ruminants. For example, several studies have been conducted in which CLA has been surveyed in various dairy products. Aneja, *et al.*, *J. Dairy Sci.*, 43: 231 [1990] observed that processing of milk into yogurt resulted in a concentration of CLA. (Shanta, *et al.*, *Food Chem.*, 47: 257 [1993]) showed that a combined increase in processing temperature and addition of whey increased
10 CLA concentration during preparation of processed cheese. In a separate study, Shanta, *et al.*, *J. Food Sci.*, 60: 695 [1995] reported that while processing and storage conditions did not appreciably reduce CLA concentrations, they did not observe any increases. In fact, several studies have indicated that seasonal or interanimal variation can account for as much as three fold differences in CLA content of cows milk. (See *e.g.*, Parodi, *et al.*, *J. Dairy Sci.*, 60: 1550 [1977]). Also, dietary factors have been implicated in CLA content variation, as noted by Chin, *et al.*, *J. Food Camp. Anal.*, 5: 185 [1992]. Because of this variation in CLA content in natural sources, ingestion of prescribed amounts of various foods will not guarantee that the individual or animal will receive the optimum doses to ensure achieving the desired nutritive effect.

20 Linoleic acid is an important component of biolipids, and comprises a significant proportion of triglycerides and phospholipids. Linoleic acid is known as an "essential" fatty acid, meaning that the animal must obtain it from exogenous dietary sources since it cannot be autosynthesized. Incorporation of the CLA form of linoleic acid may result in a direct substitution of CLA into lipid positions where unconjugated linoleic would have migrated.
25 However, this has not been proven, and some of the highly beneficial but unexplained effects observed may even result from a repositioning of CLA within the lipid architecture at sites where unconjugated linoleic acid would not have otherwise migrated. It is now clear that one source of animal CLA, especially in dairy products, comes from the biochemical action of certain rumen bacteria on native linoleic acid, first isomerizing the linoleic acid to CLA, and

then secreting it into the rumen cavity. Kepler, *et al.*, *J. Nutrition*, 56: 1191 [1966] isolated a rumen bacterium, *Butyrivibrio fibrisolvens*, which catalyzes formation of 9,11-CLA as an intermediate in the biohydrogenation of linoleic acid. Chin, *et al.*, *J. Nutrition*, 124: 694 [1994] further found that CLA found in the tissues of rodent was associated with bacteria, since corresponding germ-free rats produced no CLA.

In the development of a defined commercial source of CLA for both therapeutic and nutritional application, a process for generating large amounts of defined material is needed. The problem with most CLA products made by conventional approaches is their heterogeneity, and substantial variation in isoform from batch to batch. Considerable attention has been given to the fact that the ingestion of large amounts of hydrogenated oils and shortenings, instead of animal tallow, has resulted in a diet high in trans- fatty acid content. For example, Holman, *et al.*, *PNAS*, 88:4830 [1991] showed that rats fed hydrogenated oils gave rise to an accumulation in rat liver of unusual polyunsaturated fatty acid isomers, which appeared to interfere with the normal metabolism of naturally occurring polyunsaturated fatty acids. These concerns were summarized in an early Editorial in *Am. J. Public Health*, 84: 722 (1974). Therefore, there exists a strong need for a biologically active CLA product of defined composition.

DESCRIPTION OF THE FIGURES

Figure 1 is a flow diagram of the alkali isomerization process of the present invention. Figure 2 is a graph of OSI values for CLA compositions in the presence of antioxidants.

SUMMARY OF THE INVENTION

The present invention relates the manufacture of conjugated linoleic acid, and in particular, to feeds and food products containing conjugated linoleic acid. Accordingly, in some embodiments, the present invention provides a method for producing a food product containing conjugated linoleic acid esters comprising: a) providing: i) conjugated linoleic acid esters, wherein said esters are produced by treating linoleic acid esters with an alcoholate

catalyst; and ii) a foodstuff; and b) combining the foodstuff with the conjugated linoleic acid esters.

The present invention is not limited linoleic acid esters derived from a particular source. Indeed, a variety of sources of linoleic acids are contemplated, including, but not limited to safflower, sunflower, and corn oil.

The present invention is not limited to particular derivatives of conjugated linoleic acid. Indeed, a variety of conjugated linoleic acid moieties are contemplated, including, but not limited, free fatty acids derived conjugated linoleic acid esters produced by alcoholate catalysis, alkyl esters produced by alcoholate catalysis, and triglycerides containing CLA moieties produced by alcoholate catalysis.

The present invention is not limited to CLA moieties produced through the use of a particular alcoholate catalyst. Indeed, a variety of alcoholate catalysts are contemplated, including but not limited to sodium methylate and potassium methylate.

In further embodiments of the present invention, an antioxidant is included in the food product. The present invention is not limited to a particular antioxidant. Indeed, a variety of antioxidants are contemplated, including, but not limited to, α -tocopherol, β -tocopherol, lecithin, ascorbylpalmitate, and BHT.

In still further embodiments of the present invention, a food product comprising a conjugated linoleic acid moiety and an alcohol is provided. The present invention is not limited to a particular alcohol. Indeed, a variety of alcohols are contemplated, including, but not limited to ethyl alcohol. The present invention is not limited to a particular concentration of alcohol. In some preferred embodiments, the concentration of alcohol is about less than 10 ppm.

DEFINITIONS

As used herein, "conjugated linoleic acid" or "CLA" refers to any conjugated linoleic acid or octadecadienoic free fatty acid. It is intended that this term encompass and indicate all positional and geometric isomers of linoleic acid with two conjugated carbon-carbon double bonds any place in the molecule. CLA differs from ordinary linoleic acid in that ordinary linoleic acid has double bonds at carbon atoms 9 and 12. Examples of CLA include

cis- and trans isomers ("E/Z isomers") of the following positional isomers:
2,4-octadecadienoic acid, 4,6-octadecadienoic acid, 6,8 - octadecadienoic acid, 7,9 -
octadecadienoic acid, 8,10- octadecadienoic acid, 9,11- octadecadienoic acid and 10,12
octadecadienoic acid, 11, 13 octadecadienoic acid. As used herein, "CLA" encompasses a
5 single isomer, a selected mixture of two or more isomers, and a non-selected mixture of
isomers obtained from natural sources, as well as synthetic and semisynthetic CLA.

As used herein, the term "isomerized conjugated linoleic acid" refers to CLA
synthesized by chemical methods (*e.g.*, aqueous alkali isomerization, non-aqueous alkali
isomerization, or alkali alcoholate isomerization).

10 As used herein, the term "conjugated linoleic acid moiety" refers to any compound or
plurality of compounds containing conjugated linoleic acids or derivatives. Examples include,
but are not limited to fatty acids, alkyl esters, and triglycerides of conjugated linoleic acid.

As used herein, it is intended that "triglycerides" of CLA contain CLA at any or all of
three positions (*e.g.*, SN-1, SN-2, or SN-3 positions) on the triglyceride backbone.
15 Accordingly, a triglyceride containing CLA may contain any of the positional and geometric
isomers of CLA.

As used herein, it is intended that "esters" of CLA include any and all positional and
geometric isomers of CLA bound through an ester linkage to an alcohol or any other chemical
group, including, but not limited to physiologically acceptable, naturally occurring alcohols
20 (*e.g.*, methanol, ethanol, propanol). Therefore, an ester of CLA or esterified CLA may
contain any of the positional and geometric isomers of CLA.

It is intended that "non-naturally occurring isomers" of CLA include, but are not
limited to c11,t13; t11,c13; t11,t13; c11,c13; c8,t10; t8,c10; t8,t10; c8,c10; and trans-trans
isomers of octadecadienoic acid, and does not include t10,c12 and c9,t11 isomers of
25 octadecadienoic acid. "Non-naturally occurring isomers" may also be referred to as "minor
isomers" of CLA as these isomers are generally produced in low amounts when CLA is
synthesized by alkali isomerization.

As used herein, "low impurity" CLA refers to CLA compositions, including free fatty
acids, alkylesters, and triglycerides, which contain less than 1% total 8,10 octadecadienoic
30 acids, 11,13 octadecadienoic acids, and trans-trans octadecadienoic acids.

As used herein, "c" encompasses a chemical bond in the cis orientation, and "t" refers to a chemical bond in the trans orientation. If a positional isomer of CLA is designated without a "c" or a "t", then that designation includes all four possible isomers. For example, 10,12 octadecadienoic acid encompasses c10,t12; t10,c12; t10,t12; and c10,c12 octadecadienoic acid, while t10,c12 octadecadienoic acid or CLA refers to just the single isomer.

As used herein, the term "oil" refers to a free flowing liquid containing long chain fatty acids (e.g., CLA), triglycerides, or other long chain hydrocarbon groups. The long chain fatty acids, include, but are not limited to the various isomers of CLA.

As used herein, the term "physiologically acceptable carrier" refers to any carrier or excipient commonly used with oily pharmaceuticals. Such carriers or excipients include, but are not limited to, oils, starch, sucrose and lactose.

As used herein, the term "oral delivery vehicle" refers to any means of delivering a pharmaceutical orally, including, but not limited to, capsules, pills, tablets and syrups.

As used herein, the term "food product" refers to any food or feed suitable for consumption by humans, non-ruminant animals, or ruminant animals. The "food product" may be a prepared and packaged food (e.g., mayonnaise, salad dressing, bread, or cheese food) or an animal feed (e.g., extruded and pelleted animal feed or coarse mixed feed). "Prepared food product" means any pre-packaged food approved for human consumption.

As used herein, the term "foodstuff" refers to any substance fit for human or animal consumption.

As used herein, the term "volatile organic compound" refers to any carbon-containing compound which exists partially or completely in a gaseous state at a given temperature. Volatile organic compounds may be formed from the oxidation of an organic compound (e.g., CLA). Volatile organic compounds include, but are not limited to pentane, hexane, heptane, 2-butenal, ethanol, 3-methyl butanal, 4-methyl pentanone, hexanal, heptanal, 2-pentyl furan, octanal.

As used herein, the term "metal oxidant chelator" refers to any antioxidant that chelates metals. Examples include, but are not limited to lecithin and citric acid esters.

As used herein, the term "alcoholate catalyst" refers to alkali metal compounds of any monohydric alcohol, including, but not limited to, potassium methyllate and potassium ethyllate.

5 DETAILED DESCRIPTION OF THE INVENTION

The compositions of the present invention result from a highly controlled isomerization process, and from using the preferred starting materials of sunflower, safflower, or corn oil. This composition has not heretofore been obtained, for application to an industrial scale, because the conventional processes historically produce conjugated linoleic acids for entirely different purposes, namely, as drying oils in the paint industry. Also, there has not been an appreciation of the implications of the isomer content of the final product, because the analytical methods for characterizing the fatty acids has not been widely available. Furthermore, the present invention provides a method for preventing oxidation of CLA during storage to form volatile organic compounds.

005070-116056

I. Methods for Conjugating Linoleic Acids

In the older isomerization processes, some of which are still in use in more modern format, production of the conjugated fatty acids was carried out in aqueous alkali (generally NaOH) at high temperatures in excess of 200°C. and usually at superatmospheric pressures.

5 For example, U.S. Pat. No. 2,350,583 (Bradley) discloses an aqueous alkali process utilizing treated soaps in which both conjugation and polymerization occurred under rather harsh conditions at 200 to 250°C. for a period of several hours. The fractions of drying oil, starting with linseed oil, were obtained by distillation (*see also* Br. Pat. No. 558,881 for a very similar process). In a variation of the process, U.S. Pat. No. 4,381,264 teaches a process where a low
10 water content reaction zone (0.5% water) contains stoichiometric base in the presence of SO₂ to obtain conjugation of the double bonds of various polyunsaturated fatty acids. The aqueous alkali process was adapted in U.S. Pat. No. 4,164,505 to a continuous flow process in which an alkali metal hydroxide and water are continuously charged in a flow zone maintained at between 200 and 370°C. At these temperatures, the time of reaction should be greatly foreshortened, but there is relatively little control over the isomerization. At the higher end of the temperature range, one skilled in the art would predict almost complete conversion to double trans species.

15
20
25
Methods of producing CLA using various nonaqueous solvents and catalysts have been described in the literature. Burr (U.S. Pat. No. 2,242,230) discloses the use of solvents such as methanol, butanol, ethanol and glycol in combination with various catalysts. These reaction parameters are summarized in Table 1. With the exception of glycol, the reactions were conducted either under reflux conditions or in sealed tubes. These reaction conditions result in imprecise control of two of the important reactions parameters- temperature and pressure. Imprecise control of these reactions parameters is likely to lead to less than complete conjugation and the formation of undesirable isomers.

Table 1 - Patent 2,242,230

Solvent	Catalyst	Temperature	Time
Ethanol	KOH, NaOH	reflux or higher*	varied
Butanol	KOH, NaOH	reflux or higher*	varied
Glycol	KOH	195°C	varied
Isoamyl Alcohol	KOH	reflux or higher*	varied
Butanol	Tributyl-amine	140-175°C	22 hours
Butanol	Potassium Acetate	175°C	36 hours
Butanol	Trisodium Phosphate	175°C	36 hours
Butanol	Potassium Phosphate	175°C	36 hours
Butanol	Sodium Benzoate	175°C	36 hours
Butanol	Potassium Thiocyanate	175°C	36 hours
Butanol	Borax	175°C	36 hours

Likewise, Baltes *et al.*, (U.S. Pat. No. 3,162,658) disclose the use of nonaqueous solvents and various metallic bases as catalysts for the conjugation of fatty acids. The various reaction parameters of the methods described by Baltes *et al.* are summarized in Table 2. Baltes *et al.* also disclose the use various low boiling point solvents. As most of these reactions were conducted at temperatures above the boiling point of the solvent employed, it is apparent that the reactions were conducted under pressure, which is an independent factor

influencing the formation of octadecadienoic acid isomers. The product derived from these reactions will thus contain undesirable isomers.

Table 2 - Patent 3,162,658

Solvent	Catalyst	Temperature	Time
Methanol	KOH	60-140°C	variable
Methanol	Potassium Methylate	140°C	variable
Butanol	Potassium Methylate	140°C	variable
Ethanol	Potassium Methylate	140°C	variable
Isopropanol	Potassium Methylate	120-140°C	variable
Heptane/ 3° Butanol	Potassium Butylate	reflux	variable
3° Butanol	Cesium Butylate	140°C	variable
Ethylene Diamine	Potassium Methylate	140-160°C	variable
Methanol	Sodium Amide	140°C	variable

II. Controlled Isomerization Reactions

The CLA of the present invention lacks significant amounts of isomers such as the 8,10 isomer, the 11,13 isomer, and the various trans-trans isomers. These compositions were produced by a tightly controlled nonaqueous alkali isomerization process presented in flow diagram form in Figure 1 and by isomerization with alkali alcoholate catalysts. In some embodiments, sunflower oil, safflower oil, or corn oil are reacted at an ambient pressure under an inert gas atmosphere with an excess of alkali in a high-boiling point solvent, namely propylene glycol at a temperature below the boiling point of the solvent. In other embodiments, sunflower oil, safflower oil, or corn oil are reacted in the presence of an alkali alcoholate catalyst and a small amount of a suitable solvent.

A. Sources of Linoleic Acid

The preferred oils for conjugation are sunflower, safflower oil, and corn oil. As compared to soybean oil, these oils have lower concentrations of undesirable components such as phosphatides and sterols. These undesirable components may contribute to the formation of gums which foul the conjugation equipment and other undesirable polymers. Various properties of these oils are summarized in Tables 3, 4, and 5.

COMPARISON OF CONTAMINANTS

TABLE 3

Phosphatides	
Soybean	1.5-3.0%
Sunflower	.4-1%
Sunflower	.4-1%

TABLE 5

	Soybean	Sunflower	Safflower
Iodine Value	134.6	135.4	143.6
Saponification value	190.7	190.6	190.3
Unsaponification value	.6	.7	.6

B. Isomerization with Propylene Glycol as a Solvent

In some embodiments of the present invention, the conjugated linoleic acid is produced by nonaqueous alkali isomerization. The reaction conditions of the controlled isomerization process allow for precise control of the temperature (and constant ambient pressure) of the conjugation process. Preferably the alkali is an inorganic alkali such as potassium hydroxide, cesium hydroxide, cesium carbonate or an organic alkali such as tetraethyl ammonium hydroxide. The catalyst is preferably provided in a molar excess as compared to the fatty acid content of oil. The solvent is propylene glycol. Preferably, the reaction is conducted within a temperature range 130 to 165°C, most preferably at about 150°C. The time of the reaction may vary, however, there is an increased likelihood of the formation of undesirable isomers when the reaction is conducted for long periods of time. A relatively short reaction time of 2.0 to 6.5 hours has proved satisfactory for excellent yields.

It will be understood to a person skilled in the art that to produce the desired composition, the reaction conditions described above may be varied depending upon the oil to be conjugated, the source of alkali, and equipment. Preanalysis of a particular oil may indicate that the conditions must be varied to obtain the desired composition. Therefore, the temperature range, pressure, and other reaction parameters represent a starting point for design of the individual process and are intended as a guide only. For example, it is not implied that the described temperature range is the only range which may be used. The essential aspect is to provide precise temperature control. However, care must be taken because increasing the

pressure may lead to less than complete isomerization and the formation of undesirable isomers. Finally, the length of the conjugation reaction may be varied. Generally, increasing amounts of undesirable isomers are formed with increasing length or reaction time. Therefore, the optimal reaction time allows the reaction to go nearly or essentially to completion but does not result in the formation of undesirable isomers.

Following the conjugation reaction, the resulting CLA containing composition may be further purified according to Figure 1. To separate the fatty acids from the conjugation reaction mix, the reaction mix is cooled to approximately 95°C, an excess of water at 50°C is added, and the mixture slowly stirred while the temperature is reduced to about 50°C to 60°C. Upon addition of the water, a soap of the fatty acids is formed and glycerol is formed as a by-product. Next, a molar excess of concentrated HCl is added while stirring. The aqueous and nonaqueous layers are then allowed to separate at about 80-90°C. The bottom layer containing water and propylene glycol is then drawn off. The remaining propylene glycol is removed by vacuum dehydration at 60-80°C.

The dried CLA composition may then preferably be degassed in degassing unit with a cold trap to remove any residual propylene glycol. Next, the CLA is distilled at 190°C in a molecular distillation plant at a vacuum of 10^{-1} to 10^{-2} millibar. The advantage of this purification system is the short time (less than one minute) at which the CLA is held at an elevated temperature. Conventional batch distillation procedures are to be strictly avoided since they involve an elevated temperature of approximately 180-200°C for up to several hours. At these elevated temperatures the formation of undesirable trans-trans isomers will occur. Approximately 90% of the feed material is recovered as a slightly yellow distillate. The CLA may then be deodorized by heating to about 120°-170°C, preferably at about 150°C for 2 hours to improve smell and taste. Excessive heat may result in the formation of trans-trans isomers. These procedures produce a CLA composition with a solvent level of less than about 5 ppm, preferably less than about 1 ppm. This process eliminates toxic trace levels of solvent so that the resulting composition is essentially free of toxic solvent residues.

The processes described above are readily adaptable to both pilot and commercial scales. For example, 400 kg of safflower oil may be conjugated at 150°C for 5 hours in 400 kg of propylene glycol with 200 kg KOH added as a catalyst. The resulting CLA may then

be purified as described above. Further, commercial scale batch systems may be easily modified to produce the desired CLA composition. For example, stainless steel reactors should be preferably glass lined to prevent corrosion due to pH levels of below 3.0.

However, it should be noted that conjugation processes utilizing nonaqueous solvents are generally less corrosive than those conducted with water.

Several comparative experiments were carried out to highlight the key properties of the present CLA compositions in contrast to those made under either suboptimal conditions or in accordance with the aqueous alkali methods of the prior art. In Example 1, the CLA was prepared by the present method. CLA was produced by the conventional aqueous alkali method in Example 2. In Example 3, the reaction of Example 1 is substantially repeated, only at high temperature. Finally, in Example 4, the aqueous alkali reaction substantially identical to that of Example 2 is run at low temperature. The precise conditions and details of each experiments are set forth in the Examples. The profiles of the analysis of the CLA isomer content are set forth in Tables 6-11.

Referring to the data in Table 6, the relative area percentage is given for each identified peak corresponding to the individual isomers, for each of the four experiments. The GC plot gave a number of peaks for each sample tested. The area under each of these peaks was integrated to obtain a total value. The identity of the peak was determined by its relative position, from published atlases of standard elution profiles, and the scientific literature. The top row represents the residual value for unconjugated starting material, 9,12-linoleic acid. Both low and high temperature reaction in propylene glycol gave extremely high conversions of over 99 percent of the total starting material.

Referring to column 1, it is apparent that unlike any of the control compositions, in Example 1, a peak corresponding to 11,13 mixture of isomers, the peak corresponding to c11,c13 specifically, the peaks for any of the 8,10 isomers, and the peak for unidentified isomers are all entirely missing. In the case of c9,t11 isomer, the peaks in GC for both the 8,10 and 9,11 isomers are superimposed, and are here resolved only for Example 1 material by subtracting out that portion of the peak identified as 8,10 by NMR studies. This was not done in the other experiments, so that row 3 gives the values for combined 8,10 and 9,11 for Examples 2-4. In general, for the 8,10, 11,13, and unidentified isomers, a value of less than 1

percent down to undetectable is of therapeutic and nutritional value, because it reduces to trace levels potentially deleterious contaminants, especially those known to have suspect absorption pathways in lipogenesis. In non-ruminants, for example, addition of 0.25 to 2.5 percent CLA to the diet can increase the incidence of CLA in tissues to approximate that in ruminants, so that other animals can be a source of CLA provided adulterating isomers are not present.

Example 2 provides a typical aqueous alkali product representative of conventionally manufactured CLAs. Conversion is less efficient both overall, and in producing the c9,t11 and t10,c12 isomers. Note also a high percentage of the suspect 11,13 isomers, and a significant percentage of unidentified material.

Example 3 illustrates the criticality of the temperature parameter. An upward shift in temperature in propylene glycol media sharply increases the amount of the contaminating isomers at the expense of the c9,t11 and t10,c12 isomers. Also of interest, at the higher temperature there is a dramatic increase in the trans, trans species, as double bond rearrangements are favored which yield a more stable electron configuration at levels of increased energy stress.

Example 4 illustrates that decreasing the temperature in the aqueous alkali system, in fact, reduces the amounts of some of the contaminating isomers. However, there is a dramatic drop in yield, and the level of the 11,13 group of isomers remains very high, suggesting that the formation of this electron configuration is influenced more by the action of base in an aqueous medium, than is explained by overall kinetic energy in the system. Note also the extremely long reaction time of 22.5 hours; too long for an efficient industrial scale batch process.

Table 6 converts the relative isomer percentages in the various reactions as a function of peak area to their corresponding peak ratios. The present process produces a virtually complete conversion of 9,12-linoleic acid to an approximate equal amount of each of the two desired CLA isomers. At the higher temperature, even in propylene glycol, the incidence of the 11,13 isomer is still less one third that of the low temperature aqueous alkali process.

C. Isomerization with Alcoholate Catalysts

In some embodiments, the present invention also provides methods for producing alkyl esters of CLA. After fat splitting and dehydration, the free fatty acids are combined with methanol or another monohydric low molecular weight alcohol and heated to the temperature at which the alcohol boils. Esterification proceeds under refluxing conditions with removal of the reaction water through a condenser. After the addition of a further quantity of the same or a different monohydric alcohol an alcoholate catalyst is blended into the ester mix (See, e.g., U.S. Pat. No. 3,162,658, incorporated herein by reference). Typical alcoholate catalysts are sodium or potassium ethoxide, or their methyl, butyl, or propyl counterparts.

In the esterification, methanol or ethanol are preferred, although other branched or straight chain monohydric alcohols may be used. The longer the aliphatic chain of the alkyl group, the more lipid compatible the material becomes. Also the viscosity tends to increase. For different types of feed or food, whose consistency varies, product of varying viscosity can be used to obtain the desired flow or compounding characteristics without affecting the therapeutic or nutritional properties arising from the CLA moieties. The theory and practice of esterification are conventional. A basic explanation of the most common methods is set forth in the McCraw-Hill Encyclopedia of Science & Technology, McGraw-Hill Book Co., N.Y.: 1996 (5th ed.). The animal and human body has a variety of esterases, so that the CLA-ester is cleaved to release the free fatty acids readily. Tissue uptake may have a different kinetics depending on the tissue involved and the benefit sought.

In the isomerization step, it was found that alcoholate catalysis produced a much superior product than aqueous alkali mediated isomerization. The latter process always produced undesirable isomers even under mild reaction conditions. The milder conditions do give lower amounts of unwanted isomers, but at the great expense of yield, as shown in the Examples. In most systems the appearance of the c9,t11 and t10,c12 isomers dominates and they are formed in roughly equimolar amounts. It has not heretofore been possible to control the isomerization of the one isomer to the exclusion of the other. While it is desirable to increase the percentage of one or the other isomer (depending on the physiological effect to be achieved), at present this must largely be carried out by adding an enriched source of the desired isomer.

5 The preferred starting materials for conjugation with alcoholate catalysts are sunflower oil, safflower oil, and corn oil. Each of these oils contains high levels of linoleic acid and low levels of linolenic acid. As shown in Example 18, conjugation of linolenic acid results in the formation of several uncharacterized fatty acid moieties, the biological properties of which are unknown. Previous conjugation processes were not concerned with the production of unknown compounds because the products were used in drying oils, paints and varnishes and not in products destined from human or animal consumption. Accordingly, the CLA produced by those processes with oils containing high levels of linolenic acid were not suitable for nutritional uses.

10 In some embodiments, it is further contemplated that glycerol and esters of glycerol should be removed before making monoesters of fatty acids. Traces of glycerol present during conjugation contribute to the production of trimethoxypropane and triethoxypropane. Therefore, prior to conjugation, it is preferable to distill monoesters obtained by alcoholysis.

15 **D. Triacylglyceride Derivatives of CLA**

20 The present invention contemplates the use of derivatives of CLA. For example, CLA may be free or bound through ester linkages as described above or provided in the form of an oil containing CLA triglycerides, as described in Examples 5, 6, and 14. In these embodiments, the triglycerides may be partially or wholly comprised of CLA attached to a glycerol backbone. The CLA may also preferably be provided as a methylester or ethylester as described in Examples 8 and 9. Furthermore, the CLA may be in the form of a non-toxic salt, such as a potassium or sodium salt (e.g., a salt formed by reacting chemically equivalent amounts of the free acids with an alkali hydroxide at a pH of about 8 to 9).

25 In one embodiment of the present invention, a novel triacylglycerol is synthesized comprising the novel CLA isomer mixture disclosed hereinafter for non-aqueous isomerization of linoleic acid from sunflower and/or safflower oils. The pure triacylglycerols highly enriched for CLA (90-96 percent) may be confirmed by H NMR. Esterification proceeds using immobilized *Candida antarctica* Lipase. Preferably, the CLA will contain at least 40 and upwardly 45-48 percent of c9,t11-octadecadienoic and t10,c12-octadecadienoic acids, and 30 mixtures thereof. There will be less than one percent esters 8,10; 11,13; and trans, trans

isomers or less than five percent in the aggregate. In some embodiments, the resultant triacylglycerol is not purified further to remove all levels of phosphatidyl and sterol residues. But those levels remaining from isomerization of sunflower and safflower oils will be adequate for commercial applications involving safe, edible products in feed and food. In other embodiments, the triacylglycerol is further purified by molecular distillation.

The immobilized *Candida antarctica* lipase is to be employed in a manner similar to that described for n-3 type polyunsaturated fatty acids, in Harraldson *et al.* The esterification reaction is conducted at 50°-75°C, preferably 65°C, in the absence of any solvent and a vacuum employed in order to remove the co-produced water or alcohols (from esters) upon formation. This shifts the triacylglycerol production to completion and ensures a highly pure product virtually free of any mono- and diacylglycerols in essentially quantitative yields. Stoichiometric amounts of free fatty acids may be used, i.e. 3 molar equivalents as based on glycerol or 1 molar equivalent as based on number of mol equivalents of hydroxyl groups present in the glycerol moiety. Only 10% dosage of lipase as based on total weight of substrates is needed, which can be used a number of times. This is very important from the productivity point of view. All this, together with the fact that no solvent is required, renders this process a high feasibility from the scaling-up and industrialization point of view, since the cut in volume and bulkiness is enormous. Also, a slight excess (<5/5) of free fatty acids may be used in order to speed up the reaction toward the end and ensure a completion of the reaction.

At the initiation of the reaction, the 1- or 3- mono-acyglyeride is formed first, followed by the 1, 3 diacyglyeride, and finally the triglyceride at the more extended reaction times. The mono- and diacyglyerides are useful intermediates in that they manifest biological activity, but have greater solubility in aqueous cellular environments and can participate in alternative molecular synthetic pathways such as synthesis of phospholipids or other functional lipids. In contrast, triglycerides are frequently deposited intact in cell membranes or storage vesicles. Thus, the administration of CLA in mono-, di- or triglycerol form rather than free fatty acid or ester, may influence the mode and distribution of uptake, metabolic rate and structural or physiological role of the CLA component.

III. Stabilization of CLA Compounds

The present invention also contemplates stabilization of CLA containing compounds, including but not limited to, CLA, esters of CLA, and triglycerides of CLA by preventing oxidation of the compounds. The present invention is not limited to any one mechanism.

5 Indeed, an understanding of the mechanism of the invention is not necessary to produce the composition or perform the methods of the present invention. Nevertheless, unlike non-conjugated fatty acids, CLA does not appear to form peroxide breakdown products. This was demonstrated experimentally by measuring peroxide values (PV) spectrophotometrically by a chlorimetric ferric thiocyanate method. After storage in open glass, the PV of CLA was 32; 10 in comparison, the value for linoleic acid was 370.

CLA forms volatile organic compounds during breakdown, including hexane. Products stored in a steel drum for several weeks were found to contain up to 25 ppm hexane. Hexane has a characteristic taste and smell that is undesirable in food products. Oxidation of CLA appears to be caused by the presence of metal contaminants. Thus, a system for removal of such compounds that promote oxidation during purification is advantageous.

15 Furthermore, it is also advantageous to add compounds to CLA preparations to decrease oxidation during storage. Compounds that prevent oxidation (antioxidants) have two general mechanisms of action. The first is the prevention of oxidation by lipid peroxide radical scavenging. Examples include but are not limited to tocopherols and 20 ascorbylpalmitate. The second mechanism for preventing oxidation is by the chelation of metal ions. Examples of metal oxidant chelators include, but are not limited to, citric acid esters and lecithin. Some commercially available compounds (*e.g.*, Controx, Grumau (Henkel), Illertissen, DE) include both peroxide scavengers and metal chelators (*e.g.*, lecithin, tocopherols, ascorbylpalmitate, and citric acid esters). In some embodiment of the present 25 invention, metal oxidant chelators are added to CLA containing compounds to prevent oxidation. In other embodiments, a combination of metal oxidant chelators and peroxide scavengers is included in the CLA composition.

30 In some embodiments, gas chromatography/mass spectroscopy is used to detect the presence of volatile organic breakdown products of CLA. In other embodiments, oil stability index (OSI) measurements are used to detect the presence of volatile organic breakdown

products of CLA. In some embodiments of the present invention methods for the removal of pro-oxidants (e.g., iron) from CLA samples are provided. Methods include, but are not limited to distillation or by adsorption. In some embodiments of the present invention, compounds are added to prevent oxidation of CLA.

5 Example 12 illustrates the measurement of volatile organic compounds by gas chromatography followed by mass spectroscopy. CLA is prepared by the method of Example 11. GC/MS is performed and peaks are identified by using reference materials (e.g., Wiley reference search). Table 28 lists the compounds identified and their relative abundance. Volatile organic compounds identified include pentane, hexane, heptane, 2-butenal, ethanol, 3-
10 methyl butanal, 4-methyl pentanone, hexanal, heptanal, 2-pentyl furan, and octanal. Example 12 illustrates that samples of CLA contain undesirable volatile organic compounds. It is understood by one skilled in the art that samples may contain additional volatile organic compounds, depending on the starting materials and the exact reaction conditions.

In one illustrative example, it is demonstrated that the production of volatile organic acids increases over time. Example 13 shows the relative amounts of pentane and hexane in a CLA solution before and after storage in open air at 60°C for 21 days. The results are shown in Table 28. The amount of both pentane and hexane increased by approximately two fold after 21 days. This example illustrates that the level of volatile organic compounds present as oxidation products of CLA increases over time.

15
20 In preferred embodiments, precautions are taken during purification to prevent oxidation during storage. These precautions include the removal of compounds that serve as pro-oxidants, including but not limited to iron or other metals. In some embodiments, metals are removed by treating with adsorbing agents, including but not limited to bleaching earth, active charcoal zeolites, and silica. In other embodiments, the pro-oxidants are removed by
25 distillation.

Example 16 provides an illustrative example of one method for adsorbing metals. In this example, silica is used as the adsorbing agent. A triacylglyceride prepared by the method of example 14 was first deodorized at an elevated temperature and pressure. The sample was then mixed with silica and heated under vacuum. The present invention is not intended to be

limited to the adsorption conditions described in Example 16; other methods of adsorption known to those skilled in the art are contemplated.

5 In some embodiments, pro-oxidants are removed in a distillation process. An illustrative example is given in Example 14. In this example, distillation of a triacylglyceride of CLA is performed on a molecular distillation apparatus. Distillation is carried out at 150°C and a pressure of 10^{-2} mbar. The present invention is not intended to be limited to the conditions described for distillation. Other temperatures and pressures are within the scope of the present invention.

10 In some embodiments, oxidation of CLA is prevented by the addition of metal oxidant chelators or peroxide scavengers to the finished product. In some embodiments, the amount of oxidation is measured by the oil stability index (OSI). The OSI (*See e.g.*, AOCS official method Cd 12b-92) is a measurement of an oil's resistance to oxidation. It is defined mathematically as the time of maximum change of the rate of oxidation. This rate can be determined mathematically. Experimentally, the OSI is calculated by measuring the change in conductivity of deionized water in which volatile organic acids (oxidation products) are dissolved. When performing OSI measurements, it is important to avoid contamination by trace amounts of metals, which can accelerate the oxidation process. This is generally accomplished by careful washing of all glassware used with a cleaning solution lacking chromate or surfactants. Water must be deionized and all solvents must be of a highly purified grade.

20 An example illustrating OSI measurement of CLA in the presence or absence of antioxidants is given in Example 15. In Example 15, a triacylglyceride of CLA is prepared by the method of Example 14. Samples are placed in open dishes with varying amounts (0-0.1%) of four antioxidants (Controx Grunau (Henkel), Illertissen, DE), Herbalox (an extract of rosemary; Kalsec, Kalamazoo, MI), Covi-OX (Grunau (Henkel), Illertissen, DE), and alpha-tocopherol). The OSI is calculated as described above. Results are shown in Table 29 and Figure 2. The addition of alpha-tocopherol did not significantly increase the OSI value. Herbalox increased the value by approximately 2-3 fold. Covi-OX and Controx increased the OSI values by a greater amount, approximately 4 and 6 fold, respectively. This experiment

demonstrated that the addition of antioxidants can slow the oxidation of CLA containing compounds during storage.

IV. Administration of CLA containing compounds

5 The conjugated linoleic moieties of the present invention may be provided in a variety of forms. In some embodiments, administration is oral. The CLA moieties may be formulated with suitable carriers such as starch, sucrose or lactose in tablets, pills, dragees, capsules, solutions, liquids, slurries, suspensions and emulsions. Preferably, the CLA formulations contain antioxidants, including, but not limited to Controx, Covi-OX, lecithin, and oil soluble forms of vitamin C (ascorbyl palmitate). The CLA may be provided in 10 aqueous solution, oily solution, or in any of the other forms discussed above. The tablet or capsule of the present invention may be coated with an enteric coating which dissolves at a pH of about 6.0 to 7.0. A suitable enteric coating which dissolves in the small intestine but not in the stomach is cellulose acetate phthalate. In some embodiments, the CLA is provided as soft gelatin capsules containing 750 mg 80% CLA (Tonalin™). The CLA may also be provided by any of a number of other routes, including, but not limited to, intravenous, intramuscular, intra-arterial, intramedullary, intrathecal, intraventricular, transdermal, subcutaneous, intraperitoneal, intranasal, enteral, topical, sublingual or rectal means. Further details on techniques for formulation for and administration and administration may be found in the latest edition of *Remington's Pharmaceutical Sciences* (Maack Publishing Co., Easton, PA).

20 An effective amount of CLA moiety may also be provided as a supplement in various food products, including animal feeds, and drinks. For the purposes of this application, food products containing CLA means any natural, processed, diet or non-diet food product to which exogenous CLA has been added. The CLA may be added in the form of free fatty 25 acids, esters of conjugated linoleic acid, or as an oil containing partial or whole triglycerides of CLA. Therefore, CLA may be directly incorporated into various prepared food products, including, but not limited to diet drinks, diet bars, supplements, prepared frozen meals, candy, snack products (e.g., chips), prepared meat products, milk, cheese, yogurt and any other fat or 30 oil containing foods. Food products formulated with alkyl esters or conjugated linoleic acid

moieties produced by alkali alcoholate catalysts contain alcohols (e.g., methyl or ethyl alcohol) depending on the solvents and catalysts utilized. Generally, the alcohols will be present at about 1 to 10 ppm.

Furthermore, as shown above and in the Examples, CLA compositions can contain levels of volatile organic compounds that cause the taste and smell of food products containing the CLA to be adversely effected. It is contemplated that the food products of the present invention that contain CLA compositions having less than 100 ppm volatile organic compounds, and preferably less than 5 ppm volatile organic compounds, are superior in taste and smell to food products containing higher levels of volatile organic compounds and will be preferred in blind taste and smell tests. Accordingly, some embodiments of the present invention provide a food product containing a conjugated linoleic acid moiety, wherein the conjugated linoleic acid moiety has a sufficiently low volatile organic acid compound concentration so that taste and smell of the food product is not affected.

EXPERIMENTAL

The following examples are provided in order to demonstrate and further illustrate certain preferred embodiments and aspects of the present invention and are not to be construed as limiting the scope thereof.

In the experimental disclosure which follows, the following abbreviations apply: M (molar); mM (millimolar); μ M (micromolar); kg (kilograms); g (grams); mg (milligrams); μ g (micrograms); ng (nanograms); L or l (liters); ml (milliliters); μ l (microliters); cm (centimeters); mm (millimeters); nm (nanometers); $^{\circ}$ C (degrees centigrade); KOH (potassium hydroxide); HCL (hydrochloric acid); Hg (mercury).

EXAMPLE 1

Isomerization of Safflower Oil Using Propylene Glycol at Low Temperature.

Safflower oil was isomerized in propylene glycol at low temperatures using KOH as a catalyst. The isomerization apparatus consisted of a two-necked flask with a thermometer placed in one neck, leaving a small opening to release excess pressure. A nitrogen supply was attached to the other neck of the flask. Solutions added to the flask were agitated by the

use of a magnetic bar and a magnetic stirrer. The temperature of the flask was controlled by placing the flask in a thermostat-controlled oil bath placed on the magnetic stirrer.

5 The flask was filled with 60.27g propylene glycol and 28.20g KOH and immersed into the oil bath. The temperature was increased to 130°C to dissolve the KOH. After the KOH had dissolved, 60.09g of safflower oil was introduced into the flask. A high volume of nitrogen was circulated through the two-neck flask for 5 min. and then reduced to a lower volume. The mixture was heated to 150°C, which took approximately 40 min. The mixture was then allowed to react at 150°C for 3.5 hours. At intervals, 3ml samples were withdrawn for analysis.

10 The samples were placed directly into 6ml of hot water and citric acid was added in excess until the free fatty acids separated out as the top layer. Heating was necessary to prevent solidification while the citric acid was added. To convert the free fatty acids into methylesters for analysis by Gas Chromatography, 0.025g of the free fatty acids, 5ml of a 4% solution of HCl and ethanol were added to a test tube. Nitrogen was added to the tube, then the tube was sealed and placed in a water bath at 60°C for 20 min. The tube was then cooled and 1ml purified water and 5ml isooctane were added. Nitrogen was added to the tube and the tube was shaken for 30 seconds. The resulting upper layer was added to 1μl of purified water in a new test tube and again shaken under nitrogen. The resulting upper layer was then washed of isooctane and decanted into a third test tube. A small amount of sodium sulfate was added for water absorption. A 1μl sample was then injected directly into the Gas chromatograph.

The gas chromatography conditions were as follows:

25 System: Perkins-Elmer Auto System
Injector: Splitless at 240°C
Detector: Flame Ionization Detector at 280°C
Carrier: Helium
Column: WCOT Fused Silica 0.25 mm X100M, CP-SL 88 for FAME, DF 0.2
Oven Program: 80°C (0 min.) increasing to 220°C at 10°C per min. and held at 220°C
30 for 10 min.

5 All results are expressed as the relative peak area percentage. Standards are generally unavailable, so the peaks which eluted were verified with other systems. GC-MS determines the number, but not the position of cis and trans bonds. Therefore, NMR analysis was used to verify the bond positions. The main peaks were c9,t11 and t10,c12. For NMR analysis of CLA isomers, please see Marcel S.F. Lie Ken Jie and J. Mustafa, *Lipids*, 32 (10) 1019-34 (1997), incorporated herein by reference.

10 This data, presented in Table 6 and summarized in Table 10, demonstrates that isomerization of safflower oil using polypropylene glycol as a solvent, KOH as a catalyst, and low temperatures results in the production of conjugated linoleic acid lacking 8,10 and 11,13 isomers. The highly polar columns utilized in this experiment may be successfully used to separate the 8,10 and 11,13 isomers from c9,t11 and t10,c12 isomers. The 8,10 isomers tend to coelute or elute just after the c9,t11 isomer. The 11,13 isomer elutes in front of the t10,c11 isomer or coelutes with the t10,c12 isomer, depending on the column conditions.

15 The conjugated linoleic acid produced according to this method by characterized by comparing the various isomers produced. First, the isomerization reaction went essentially to completion. The completeness of the reaction is obtained by dividing the total peak area the for linoleic acid isomers minus residual c9, t12 linoleic acid by the total peak area. This value is 0.994. Second, the ratio of c9,t11 and t10,c12 isomers to total peak area may be determined. This value is 0.953. Third, the ratio of the t9,t11 and t10,t12 isomers to the c9,t11 and t10,c12 isomers may be determined. This value is 0.010. Fourth, the ratio of the t9,t11 and t10,t12 isomers to total peak area may be determined. This value is 0.009. Fifth, the ratio of the t10,c12 isomer to the c9,t11 isomer may be determined. This value is 1.018. These ratios are summarized in Table 11.

25 EXAMPLE 2

Aqueous isomerization at high temperature and pressure.

30 Fifty grams of water and 25.32g NaOH were added to a high pressure reactor (Parr Model 450 ML Benchtop Alloy 400, equipped with a pressure gauge and stirrer.) The NaOH was allowed to dissolve and 94.0g safflower oil was added to the reactor. The reactor was

closed and flushed for 2 min. with nitrogen and then all valves were closed. The reactor was heated in an electrical gasket to 210°C and maintained at that temperature for 6 hours. The temperature was then reduced to 60°C before pressure was released and the reactor opened. Two grams of the resulting solidified soap were taken from the reactor and dissolved in water at approximately 40°C. Citric acid was then added to reduce the pH of the solution to below 6. A sample was withdrawn from the fatty acid top layer and prepared for Gas Chromatography as in Example 1.

The results of the gas chromatography are presented in Table 7 and summarized in Table 10. These data indicate that this isomerization method results in the formation of relatively high amounts of the 8,10 and 11,13 isomers. Ratios are presented in Table 11.

EXAMPLE 3

Non-aqueous Alkali Isomerization of Safflower Oil at High Temperature and Pressure.

100.48g propylene glycol and 46.75g of KOH were added to a high-pressure reactor as described in Example 2. The reactor was then heated to 130°C to dissolve the KOH. 100.12g of safflower oil were then added to the KOH-propylene glycol mixture. The reactor was closed, flushed for 1 min. with nitrogen, and all valves closed. The reactor was then heated to 210°C and maintained at that temperature for 1 hour. The reactor was cooled and the contents decanted into 120g of hot water. While stirring, 35.3g 37% HCl and 27.59g citric acid were serially added to the fatty acids. A sample was taken from the top layer and dried in a vacuum flask at 60°C. A sample of the resulting fatty acids was analyzed by gas chromatography as described in Example 1.

The results are presented in Table 8 and summarized in Table 10. This experiment demonstrates that isomerization of safflower oil with KOH and a non-aqueous solvent at high temperature results in the formation of significant amounts of 8,10 and 11,13 isomers, as well as t9,t11 and t10,t12 isomers. Ratios are presented in Table 11.

EXAMPLE 4

Aqueous alkali reaction at low temperature

5 49.94g water and 39.96g NaOH were added to a high-pressure reactor as described in Example 3. This mixture was heated until the NaOH dissolved. Next, 100.54g of safflower oil was added to the high-pressure reactor, the reactor was flushed with nitrogen, and all valves closed. The high-pressure reactor was heated to 179°C for 22.5 hours. Samples were prepared for Gas Chromatography as in Example 3. The data is provided in Table 9 and summarized in Table 10. This experiment demonstrates that when low temperatures are used
10 for aqueous alkali isomerization, the conjugation reaction does not go to completion. Furthermore, significant amounts of the 8,10 and 11,13 isomers are produced. Ratios are presented in Table 11.

TABLE 6

Peak #	Time (Min)	Component Name	Area (%)	Area (μ V.s)	Height (μ V)
1	38.164		0.08	4101.65	622.28
2	49.539	C16:0	6.29	335897.80	32745.95
3	53.107	C16:1	0.06	3240.60	447.82
4	61.620	C18:0	2.38	127182.30	12999.14
5	64.821	C18:1 c9	12.34	659111.72	52209.40
6	65.254		0.57	30402.68	3475.09
7	67.263		0.11	5757.35	758.08
8	67.940		0.10	5523.00	700.44
9	68.755		0.24	12816.90	1543.27
10	69.310		0.22	11803.80	1430.59
11	69.846	C18:2 c9,c12	0.44	23336.75	2500.24
12	73.618		0.28	14828.70	1838.66
13	76.621		0.16	8400.65	1050.19

Peak #	Time (Min)	Component Name	Area (%)	Area ($\mu\text{V}\cdot\text{s}$)	Height (μV)
14	77.388	CLA c9,t11	36.51	1950669.98	124313.83
15	78.370	CLA t10,c12	37.16	1985488.96	132265.33
16	78.664	CLA c9,c11	1.06	56583.10	5699.43
17	78.880	CLA c10,c12	1.26	67503.55	4572.65
18	80.102	CLA t9,t11/ t10,t12	0.73	39110.00	4743.28
19	85.165		0.03	1621.65	231.32
			100.00	5343381.15	384147.01

TABLE 7

Peak #	Time (Min)	Component Name	Area (%)	Area ($\mu\text{V}\cdot\text{s}$)	Height (μV)
1	36.554		0.09	4122.05	627.02
2	47.785	C16:0	6.68	290571.30	28224.34
3	51.280	C16:1	0.07	3188.05	425.57
4	59.787	C18:0	2.63	114362.95	12678.63
5	62.923	C18:1 c9	13.12	570712.08	42259.71
6	63.346		0.72	31329.22	3774.35
7	65.355		0.54	23620.70	2848.31
8	66.034		0.67	28980.78	3333.95
9	66.574		0.10	4370.91	594.22
10	66.811		0.35	15045.61	1469.30
11	67.352		0.41	18002.20	2035.53
12	67.889	C18:2 c9,c12	1.43	62002.15	6714.22
13	69.200		0.09	3840.85	474.10 474.10

10
15
20
25

5

005703 "T307H10"

Peak #	Time (Min)	Component Name	Area (%)	Area (μ V.s)	Height (μ V)
14	71.680		0.30	13099.10	1744.21
15	74.640		1.62	70689.87	4117.23
16	75.310	CLA c9,t11/ 8,10	24.87	1082087.96	57619.24
17	76.032	CLA 11,13	14.72	640440.14	42975.86
18	76.277	CLA t10,c12	16.00	695923.85	63512.81
19	76.450	CLA c8,c10	1.26	54676.10	7614.29
20	76.626	CLA c9,c11	2.08	90411.44	10891.36
21	76.881	CLA c10,c12	3.00	130593.96	11727.80
22	77.022	CLA c11,c13	1.77	77065.69	9906.74
23	77.477		0.66	28867.85	3322.69
24	77.868		0.63	27391.94	2934.68
25	78.173	CLA t9,t11/t10,t12	6.00	260985.40	26124.10
26	83.140		0.12	5164.40	586.21
27	85.878		0.06	2735.80	347.01
			100.00	4350282.35	348883.46

TABLE 8

Peak #	Time (Min)	Component Name	Area (%)	Area (μ V.s)	Height (μ V)
1	38.249		0.08	3999.70	599.26
2	49.639	C16:0	6.41	333807.80	32279.13
3	53.218	C16:1	0.06	3123.00	427.39
4	55.508		0.03	1322.20	190.60
5	61.753	C18:0	2.55	132854.50	14939.09
6	64.104	C18:1 c9	0.03	1640.30	245.73
7	64.950		12.92	672672.91	53345.47
8	65.382		0.64	33297.29	3728.28
9	65.783		0.03	1411.20	219.76
10	67.403		0.62	32194.66	2836.09
11	67.793		0.24	12660.05	1495.10
12	68.088		0.68	35371.43	3210.82
13	68.421		0.07	3684.10	473.77
14	68.635		0.04	1948.63	257.65
15	68.890		0.29	14979.18	1499.63
16	69.192		0.04	2268.69	324.39
17	69.430		0.25	13028.21	1369.93
18	69.947	C18:2 c9,c12	0.23	11895.70	1125.77
19	70.341		0.02	1168.20	196.75
20	73.741		0.31	15930.60	1965.82
21	75.448		0.08	3906.00	387.98
22	76.768		1.79	93172.74	6637.34
23	77.002		0.63	32882.76	5024.06

5

10
005070" 7307160

Peak #	Time (Min)	Component Name	Area (%)	Area ($\mu\text{V}\cdot\text{s}$)	Height (μV)
24	77.389	CLA c9,t11/ 8,10	15.62	813447.45	57234.62
25	77.735		1.92	99754.50	8641.88
26	78.045	CLA 11,13	4.03	209728.35	19826.20
27	78.335	CLA t10,c12	12.63	657681.44	62016.93
28	78.566	CLA c8,c10	0.64	33432.80	5277.06
29	78.727	CLA c9,c11	2.21	114935.49	10791.54
30	79.079	CLA c10,c12	3.98	207339.28	12766.61
31	79.663	CLA c11,c13	1.40	73036.34	6275.58
32	80.516	CLA t9,t11/ t10,t12	29.39	1529956.09	100323.85
33	82.318		0.03	1563.70	230.42
34	85.289		0.07	3657.50	423.53
35	88.093		0.05	2368.50	301.03
			100.00	5206121.30	416889.05

TABLE 9

Peak #	Time (Min)	Component Name	Area (%)	Area (μV.s)	Height (μV)
1	38.154		0.09	3371.70	501.86
2	49.501	C16:0	6.80	253221.00	25807.11
3	53.100	C16:1	0.07	2723.55	353.01
4	55.391		0.03	1078.10	142.65
5	61.618	C18:0	2.68	100015.20	11002.94
6	63.990		0.03	946.40	156.50
7	64.791	C18:1 c9	13.13	489016.55	38313.02
8	65.270		0.69	25645.55	2670.46
9	67.296		0.12	4466.65	558.35
10	67.960		0.11	4012.70	517.76
11	68.800		0.37	13840.49	1314.91
12	69.370		0.30	11141.11	1245.85
13	70.001	C18:2 c9,c12	20.52	764287.35	62474.10319 .72
14	73.538		0.30	11075.20	1357.19
15	76.519		0.42	15662.14	1154.22
16	77.231	CLA c9,t11/8,10	22.45	836230.58	56972.76
17	77.911	CLA 11,13	7.56	281633.54	24467.27
18	78.197	CLA t10,c12	19.77	736384.86	66688.46
19	78.559	CLA c8,c10	1.21	45158.40	3837.29
20	78.787	CLA c9,c11	0.87	32564.06	3409.07
21	78.953	CLA c10,c12	0.89	33053.57	2499.70

5

003070-160160

Peak #	Time (Min)	Component Name	Area (%)	Area (μ V.s)	Height (μ V)
22	79.413	CLA c11,c13	0.12	4453.10	353.06
23	79.792		0.13	4936.60	436.59
24	80.052	CLA t9,t11/t10,t12	1.13	42203.55	4550.59
25	82.298		0.03	981.60	150.46
26	82.946		0.03	1107.95	151.48
27	85.135		0.10	3639.90	383.36
28	87.927		0.06	2212.50	254.61
			100.00	3725063.90	311570.23

TABLE 10- Relative Area Percentage

Isomer	Example 1	Example 2	Example 3	Example 4
c9,t12	0.44	1.43	0.23	20.52
c9,t11	36.51	na	na	na
c9,t11/ 8,10	<0.5*	24.87	15.62	22.45
t10,c12	37.16	16.00	12.63	19.77
c9,c11	1.06	2.08	2.21	0.87
c8,c10	<0.5	1.26	0.64	1.21
c10,c12	1.26	3.00	3.98	0.89
t9,t11/ t10,t12	0.73	6.00	29.39	1.13
11,13	<0.5	10.23	4.05	7.65
c11,c13	<0.5	1.77	1.40	0.12
Uniden- tified	<0.5	2.91	4.34	0.55
CLA Total	76.88	72.61	74.24	54.55
Total area	77.32	74.04	74.47	75.07

* -total percentage of 8,10 is less than 0.5

na- value is reflected as component of c9,t11/8,10

TABLE 11

Isomer Ratio		Example 1	Example 2	Example 3	Example 4
Total CLA isomer	Total peak area	0.994	0.981	0.997	0.727
c9,t11-t10,c12	Total peak area	0.953	0.552*	0.379*	0.562*
t9,t11-t10,t12	c9,t12-t10,c12	0.010	0.147*	1.040*	0.027*
t9,t11-t10,t12	Total peak area	0.009	0.081	0.395	0.015
Total 11,13	Total peak area	na	0.223	0.073	0.102
t10,c12	c9,t11	1.018	1.554*	0.809*	0.881*

*c9,t11 includes 8,10 isomer

na- no 11,13 detected

EXAMPLE 5

The Preparation of Triacylglycerols of CLA by Direct Esterification.

General. ¹H nuclear magnetic resonance spectra were recorded on a Bruker AC 250 NMR spectrometer in deuterated chloroform as a solvent. HPLC separations were carried out by a PrepLC™ System 500A instrument from Waters using the PrepPak® 500/Silica Cartridge column from Millipore, eluting with 10% diethyl ether in petroleum ether. Analytical GLC was conducted on a Perkin-Elmer 8140 Gas Chromatograph according to a

previously described procedure, as described in Haraldsson, et al., Acta Chem Scand 45: 723 (1991).

The immobilized *Candida antarctica* lipase was provided by Novo Nordisk in Denmark as Novozyme™. It was used directly as provided in the esterification experiments. Analytical grade diethyl ether purchased from Merck was used without any purification, but synthetic grade n-hexane also from Merck was freshly distilled prior to use in extractions and HPLC chromatography. Glycerol (99%) was purchased from Sigma and Aldrich Chemical Company and used without further purification. The CLA concentrate was provided by Natural Lipids in Norway as free fatty acids as Tonalin™. Its purity was confirmed by analytical GLC and high-field NMR spectroscopy which revealed some glyceride impurities. The CLA concentrate was found to contain 43.3% 9-cis,11-trans-linoleic acid, 44.5% 10-trans,12-cis-linoleic acid, 5.4% of other CLA isomers, 5.6% oleic acid and 0.6% each of palmitic and stearic acid as determined by GLC at the Science Institute.

EXAMPLE 6

The Preparation of Triacylglycerols of CLA by Direct Esterification.

Immobilized *Candida antarctica* lipase (1.25 g) was added to a mixture of glycerol (1.22 g, 13.3 mmol) and CLA as free fatty acid (M.wt.280.3 g/mol; 11.6 g, 41.5 mmol). The mixture was gently stirred on a magnetic stirrer hot plate at 65° C under continuous vacuum of 0.01-0.5 Torr. The volatile water produced during the progress of the reaction was continuously condensed into liquid nitrogen cooled traps. After 48 h the reaction was discontinued, n-hexane added and the enzyme separated off by filtration. The organic phase was treated with an alkaline aqueous solution of sodium carbonate to remove excessive free fatty acids (when required). The organic solvent (after drying over anhydrous magnesium sulfate when appropriate) was removed *in vacuo* on a rotary evaporator followed by high-vacuum treatment to afford the virtually pure product as a slightly yellowish oil (10.9 g; average M.wt.878.6 g/mol; 93% yield). When stoichiometric amounts of free fatty acids were used, titration by standardized sodium hydroxide was applied to determine the free fatty acid

content of the crude reaction product (less than 1% free fatty acid content as based on number of mol of ester groups, corresponding to at least 99% incorporation, which is equivalent to the minimum of 97% triglyceride content). The crude product was directly introduced into HPCL eluting with 10% diethylether in n-hexane to afford 100% pure triglyceride as a colourless oil.

5 250 MHz ¹H NMR (CDC13) δ (ppm) 6.35-6.23 (3H, ddt, J_{trans}=15.0 Hz, J=10.9 Hz, J_{allyl}=1.3, =CHCH=CH), 5.98-5.90 (3H, dd, J_{cis}=10.9, J=10.9, -CH=CHCH=), 5.71-5.59 (3H, dtd, J_{trans}=15.0 Hz, J=6.9 Hz, J=6.9 Hz, J=2.2 Hz, =CH=CHCH₂-), 5.35-5.26 (4H, m, =CH₂CH=CH- and -CH₂C-ICH₂-), 4.33-4.26 (2H, dd, J_{gem}=11.9 Hz, J=4.3, -CH₂CHCH₂-), 4.18-4.10 (2H, dd, J_{gem}=1.8 Hz, J=6.0, -CH₂CHCH₂-), 2.37-2.31 (6H, t, J=7.4 Hz, -CH₂COOR), 2.19-2.05 (12H, m, -CH₂CH=CH-), 1.66-1.60 (6H, qu., J= Hz, -CH₂CH₂COOR), 1.43-1.30 (18H, m, -CH₂-), 0.91-0.86 (9H, t, J=6.7 Hz, -CH₃). ¹³C-NMR (CDC13): δ (ppm) 173.2, 172.8, 134.6, 130.0, 128.6, 125.5, 68.8, 62.0, 34.0, 32.9, 31.6, 29.6-28.9 (6C), 27.6, 24.8, 22.5, 14.1.

15 In order to monitor the progress of the reaction and provide more details about the composition of individual glycerides during the reaction, samples were collected regularly as the reaction proceeded. They were analyzed by HNMR spectroscopy and provided a good insight into the composition of mono-, di- and triacylglycerols during the progress of the reaction. The results are demonstrated in Table 12 below. As can be noticed from the table, 1,3-diacylglycerols dominated the reaction mixture during the first two hours of the reaction. After 4 hours triacylglycerols took over and had reached 98% composition after 22 hours and 100% after 48 hours. As would be expected 1,2-diacylglycerols reached considerably lower levels than the 1,3-diacylglycerols. 1-monoacylglycerols reached a maximum during the first hour of the reaction, but 2-monoacylglycerols were not detected throughout the reaction.

TABLE 12

Time h	% Incorporation				Residual FFA
	1-MG	1,2-DG	1,3-DG	TG	%
0	0	0	0	0	100
1	8.3	15.2	39.4	7.8	29.3
2	2.7	9.3	46.5	17.4	24.1
4	1.7	7.9	25.4	49.4	15.5
6	0.5	5.2	16.0	68.1	10.1
8	0.0	3.9	9.9	80.5	5.7
10	0.0	3.0	7.0	85.8	4.2
12	0.0	2.7	5.6	89.2	2.5
22	0.0	1.0	1.4	95.8	1.8
48	0.0	0.0	0.0	100	0.0

Example 7

Effect of Varying Temperature and Reaction Duration on CLA Yield and Composition

The effect of temperature and reaction duration on the conjugation of safflower oil was determined. Water and NaOH were added to a high pressure reactor (Parr Model 450 ML Benchtop Alloy 400, equipped with a pressure gauge and stirrer) as indicated in Table 1, columns 1 and 2. The NaOH was allowed to dissolve and safflower oil (column 3) was added to the reactor. The reactor was closed and flushed for 2 min. with nitrogen and then all valves were closed. The reactor was heated in an electrical gasket to the desired temperature (column 4) and maintained at that temperature for the desired time (column 5). The temperature was then reduced to 60°C before pressure was released and the reactor opened. For each reaction, two grams of the resulting solidified soap were taken from the reactor and dissolved in water at approximately 40°C. Citric acid was then added to reduce

the pH of the solution to below 6. A sample was withdrawn from the fatty acid top layer and prepared for Gas Chromatography.

The results of the gas chromatography are presented in column 6 (total percentage of 9,11 and 10,12 isomers), column 7 (total percentage of 11,13 isomers), and column 8 (total percentage of all CLA isomers or yield). These data indicate that as reaction duration and temperature increase, the total amount of conjugation and the percentage of 11,13 isomers increase. Under conditions where formation of the 11,13 isomer is low, the total amount of conjugation is also low.

TABLE 13

Water gram	NaOH gram	Safflower Oil gram	Mean t. °C of reaction	Time hours	9,11+ 10,12 area%	11,13 area%	CLA total area%
50.21	29.93	99.94	189	6.36	45.99	5.73	55.86
70.20	29.93	99.94	187	6.40	44.94	3.23	51.28
50.10	30.17	100.74	183	6.39	40.23	3.37	48.07
49.91	29.93	100.40	179	6.52	32.00	1.48	34.92
49.97	29.80	100.02	179	10.08	41.86	3.12	48.21
49.94	39.84	99.84	179	6.30	32.6	3.04	37.12
29.50	24.83	99.21	240	3.25	28.37	10.78	71.58
30.33	25.15	100.43	221	2.30	40.87	14.72	72.61
49.92	30.00	100.36	150	6.34	7.07	0	7.44

EXAMPLE 8

Conjugation of Safflower Fatty Acid Methylene Ester (FAME)

The reaction was carried out in a closed vessel. The following components were mixed together: 100g safflower FAME and a mixture of approximately 2.8 g KOCH₃ and 2.8 g methanol. There was probably more KOMe than methanol due to evaporation of methanol during mixing of the two components. The mixture was stirred for 5 hours at 111-115 deg C in nitrogen atmosphere in a closed reaction vessel. The distribution of isomers was analyzed

by Gas Chromatography. The results are summarized in Table 2. The raw GC data is presented in Table 3. These data indicate that the conjugation safflower FAME may be accomplished under mild conditions, resulting in a product lacking appreciable amounts of undesirable 8,10 and 11,13 isomers.

5

TABLE 14: Isomer Distribution

Palmitic acid	6.6%
Stearic acid	2.7%
10 Oleic acid	12.9%
Linoleic acid	5.7% (unconjugated)
CLA c9,t11	34.1%
CLA t10,c12	33.3%
15 CLA c,c	1.8%
CLA t,t	1.0%
CLA total	70.2%

EXAMPLE 9

Large Scale Batch Production of Conjugated Safflower FAME

20 The production of safflower conjugated FAME may be divided into two steps, methanolysis and conjugation. For methanolysis, 6,000 kg safflower oil was drawn into a closed reactor. The reactor was purged with nitrogen at atmospheric pressure, and 1150 liters
25 of methanol and 160 kg of NaOCH₃ (30% solution) were added. The mixture is heated to 65°C while stirring, and reacted at 65°C for 2 hours. The resulting bottom layer was decanted while the reactor was purged with nitrogen gas. 1000 liters of water (40-50°C, into which 50 kg citric acid monohydrate has been dissolved) was then added while stirring. The layers were allowed to separate (approx. 60 min.) and the bottom layer decanted while purging the

reactor with nitrogen gas. The resulting safflower FAME product was dried at 80°C under vacuum for one hour.

To conjugate the safflower FAME, 250 kg of KOCH₃ dissolved in methanol to form a paste was added to the reactor. The mixture was then heated to 120°C while stirring and the reaction allowed to continue for 3 hours. The mixture was cooled to 100°C, and 1000 liters of water (40-50°C, into which 50 kg citric acid monohydrate has been dissolved) was added while stirring. The mixture was stirred for 15 minutes and then the layers were allowed to separate for 20 minutes. The bottom layer was decanted and the product dried at 80°C for 1 hour and then stored under nitrogen.

The resulting CLA was analyzed using a Perkin Elmer Autosystem XL GC under the following conditions:

Column: WCOT Fused Silica 100 m X 0.25 mm, Coating CP SIL 88
Carrier: He gas, 30.0 PSI
Temp: 220 C
Run time: 35-90 min.
Inject.: Splitless, 240 C
Detect.: FID, 280 C

The GC results are summarized in Tables 15 and 16.

TABLE 15

Peak #	Time (min)	Component Name	Area (%)	Area (μVs)	Height (μV)
1	46.874	C16:0	6.37	29874.50	4026.29
2	58.685	C18:0	2.61	12231.70	1542.34
3	62.141	C18:1 c9	13.14	61668.78	7369.08
4	62.652		0.70	3263.62	391.92
5	66.404		0.35	1627.60	177.41
6	66.917		0.26	1239.15	157.35

5

003070-1307550

Peak #	Time (min)	Component Name	Area (%)	Area (μ Vs)	Height (μ V)
7	67.583	C18:2 c9,c12	5.75	26964.95	3153.80
8	70.631		0.25	1171.90	141.41
9	75.011	CLA c9,t11	34.42	161529.90	17544.79
10	75.936	CLA t10,c12	33.48	157129.82	17157.21
11	76.400	CLA c9,c11	0.84	3935.70	302.61
12	76.631	CLA c10,c12	0.49	2316.98	279.31
13	77.905	CLA t, t 9,11+ 10,12	1.35	6344.50	710.88
			100.00	469299.10	52954.41

EXAMPLE 10

5 The following are examples of typical animal rations containing the CLA free fatty acids, triglycerides, and esters of the present invention.

A. PIG STARTER RATIIONS

Table 16

Ingredients	lbs.	kgs.
Corn, yellow (8.4% protein)	1067	484.7
Soy bean meal, solvent extracted, dehulled (47% protein)	570	259
CLA	5	2.3
Whey, dried (12.0% protein)	300	136
Dicalcium phosphate	24	11
Limestone	16	7
Iodized salt	5	2
Trace mineral premix	5	2
Vitamin premix	8	4
Totals	2000	908

10

15

20

**B. GROWER-FINISHER RATIONS FOR PIGS
(FROM 40-240 LBS[18-109KGS])**

Table 17

Ingredients	lbs.	kgs.
Corn, yellow (8.4% protein)	1566	
Soybean meal, solvent extracted (44% protein)	380	
CLA	5	
Dicalcium phosphate	21	
Limestone	15	
Iodized Salt	5	
Trace Mineral Premix	3	
Vitamin Premix	3	
Total	2000	

**C. PIG GROWER FINISHER RATIIONS
(FOR PIGS 121-240LBS[55-109KGS])**

Table 18

Ingredients	lbs.	kgs.
Corn, yellow (8.4% protein)	1687	
Soybean meal, solvent extracted (44% protein)	265	
CLA	5	
Dicalcium phosphate	18	
Limestone	15	
Iodized salt	5	
Trace mineral premix	2	
Vitamin premix	3	
Total	2000	

COMPOSITION AND ANALYSIS OF PIG TRACE MINERAL REMIX

Table 19

Element	Source	Amount (lbs)
Copper (Co)	Copper Sulfate	1.500
Iodine (I)	Potassium Iodide	0.010
Iron (Fe)	Ferrous Sulfate	25.000
Manganese (Mn)	Manganese Sulfate	2.500
Selenium (Se)	Sodium Selemite)	0.025
Zinc (Zn)	Zinc Sulfate	25.000
	Carrier	45.965
Total		100.000

D. 18% PROTEIN LAYER RATIONS FOR HENS

Table 21

5
10
15
20
25
30

Ingredients	lbs.	kgs.
Ground yellow corn	1242	564.5
CLA	5	2.3
Alfalfa meal, 17%	25	11.3
Soybean meal, dehulled	451.6	205.3
Meat and bone meal (47%)	50	23.0
DL-methionine	1.0	.5
Dicalcium phosphate	7	3.1
Ground limestone	174	79.1
Iodized salt	7	3.1
Stabilized yellow grease	37	17.2
Mineral and vitamin supplements		
Calcium pantothenate (mg)	5,000	
Manganese (g)	52	
Selenium (mg)	90.8	
Zinc (g)	16	
Vitamin A (IU)	6,000,000	
Vitamin D ₃ (IU)	2,000,000	
Choline (mg)	274,000	
Niacin (mg)	12,000	
Riboflavin (mg)	2,000	
Vitamin B-12	6	
Total	2000	909.4

E. STARTER AND FINISHER RATIOS FOR BROILERS

Table 22

Ingredients	Starter (up to 24 days)		Finisher (25 days to market)	
	lbs.	kgs.	lbs.	kgs.
Ground yellow corn	1,106	503	1235	561
CLA-ester	5	2.3	5	2.3
Soybean meal, dehulled	605	275	420	191
Alfalfa meal, 17%	-	-	25	11
Corn gluten meal, 60%	50	23	75	34
Fish meal, herring, 65%	50	23	50	23
Meat and bone meal, 47%	50	23	50	23
Dicalcium phosphate	10	4	9	4
Ground limestone	16	7	14	6.3
DL-methionine	0.8	0.3	-	-
Stabilized yellow grease	101	45.7	110	49.4
Iodized salt	7	3	7	3
Mineral and vitamin supplement				
Calcium pantothenate (mg)	5,000		5,000	
Manganese (g)	75		75	
Organic arsenical supplement	0.1		0.1	
Selenium (mg)	90.8		90.8	
Zinc (g)	30		30	
Vitamin A (IU)	4,000,000		4,000,000	
Vitamin D (IU)	1,000,000		1,000,000	
Vitamin E (mg)	2,000		2,000	
Vitamin K (mg)	2,000		2,000	
Choline (mg)	503,000		672,000	
Niacin (mg)	20,000		20,000	
Riboflavin (mg)	3,000		3,000	

Ingredients	Starter (up to 24 days)		Finisher (25 days to market)	
Vitamin B-12 (mg)	12		12	
Total	2000.9	909.3	2000.1	909.5

5

F. GROWER/FINISHER TURKEY RATIIONS
Table 23

Ingredients	Grower (8-16 weeks)		Finisher (16 weeks-market)	
	lbs.	kgs.	lbs.	kgs.
Ground yellow corn	1194	595	1490	677.2
Wheat middlings	50	23	-	-
Alfalfa meal, 17%	25	11.3	25	11.3
Soybean meal, dehulled	570	259	335	152.3
Meat and bone meal, 47%	50	23	50	23
Dicalcium phosphate	32	14.5	23	10.5
Ground limestone	14	6	17	8
Stabilized yellow grease	45	20.7	45	20.7
CLA-ester	5	2.3	5	2.3
Iodized Salt	10	4.5	10	4.5
Mineral and vitamin supplements				
Calcium pantothenate (mg)	4,500		4,500	
Manganese (g)	30		30	
Selenium (mg)	181.6		181.6	
Zinc (g)	30		30	
Vitamin (IU)	1,500,000		7,500,000	
Vitamin D (IU)	1,700,000		1,700,000	
Vitamin E (IU)	10,000		10,000	
Biotin (mg)	100		100	
Choline (mg)	388,000		417,000	
Niacin (mg)	46,000		48,000	

10

15
20
25
30

Ingredients	Grower (8-16 weeks)		Finisher (16 weeks-market)	
Riboflavin (mg)	5,000		5,000	
Vitamin B-12	6		6	
Total	2000	909.3	2000	909.3

5

005070" 73077560

G. DRY DOG FOOD FORMULA

Table 24

5

Ingredients	Formula 1, %	Formula 2, %
Meat and bone meal, 50% CP	8.0	15.0
Fish meal, 60% CP, low fat	5.0	3.0
Soybean meal, 44% CP	12.0	-
Soybean meal, 50% CP	-	19.0
Wheat germ meal, 25% CP	8.0	5.0
Skimmed milk, dried	4.0	2.75
Cereal grains, mixed	51.23	-
Corn, flaked	-	23.25
Wheat bran	4.0	-
Wheat, flaked	-	23.35
Animal fat	1.75	2.75
CLA-ester	.25	.25
Steamed bone meal	2.0	-
Brewers yeast	2.0	5.0
Fermentation solubles, dehydrated	1.0	-
Salt and trace minerals	0.5	0.5
Vitamin mixture	0.25	0.25
Ferric oxide	0.02	-
Total	100.00	100.00

10

15

20

25

H. SEMI-MOIST DOG FOOD FORMULAS

Table 25

Ingredients	Formula 1, %	Formula 2, %
Soy flakes	30.9	33.5
Meat byproducts, 70% moisture	32.0	-
Meat and bone meal, dehydrated	-	7.3
Water	-	25.6
Sugar	21.0	21.0
Calcium and phosphorous supplement	3.3	-
Soybean hulls	3.1	3.1
Skimmed milk, dried	2.5	-
Propylene glycol	2.1	2.1
Sorbitol	2.0	2.0
Animal fat	.75	3.95
CLA-ester	.25	.25
Emulsifiers	0.9	-
Potassium sorbate	0.35	0.35
Salt	0.6	0.6
Vitamins	0.25	0.25
Total	100.000	100.000

EXAMPLE 11

Large-Scale Preparation of CLA

This example illustrates a method of preparing free fatty acids of CLA on a pilot scale by the isomerization of safflower oil. 1000 kg of KOH was dissolved in 2070 L of propylene glycol. The mixture was then heated to 100°C with stirring. Next, 2340 L of safflower oil was added and the temperature was elevated to 150°C for 3 hours. The mixture was then

cooled and 1000 L of water and 1350 L of HCL was added. At this point, the solution separated into two layers, with the free fatty acids as the top layer. The layers were separated and the bottom aqueous layer discarded. The top layer was washed with 1000 L of water containing 50 kg of citric acid. The aqueous layer was discarded and the oil (CLA) containing layer was dried under vacuum.

EXAMPLE 12

Detection of Volatile Compounds

This example illustrates the detection of volatile organic compounds using head space capillary gas chromatography and mass spectroscopy. Three grams of CLA prepared by the method of Example 11 was purged with nitrogen at 100 ml/min at 70°C in a sliff tube. Volatile compounds released were absorbed on Tenex GR by the purge and trap technique. The absorbed compounds were then injected by a Perkin Elmer ATD injector on to a Hewlett Packard 5890/5970 GC/MSD gas chromatography system equipped with a waxether column (J&W). Peaks were identified using Wiley reference search.

Table 27 shows the most predominant peaks and their relative abundance (area %). Eleven volatile compounds were identified in the sample, including pentane and hexane. Many of these compounds, including hexane are undesirable in products for animal or human consumption. These results demonstrate that CLA samples prepared by chemical conjugation of oils contain undesirable volatile organic compounds.

EXAMPLE 13

Oxidation of CLA

This example demonstrates the oxidation of CLA over time. CLA was prepared as described in Example 11. One sample was left in a test tube at room temperature for 21 days. A second reference sample was stored at -30°C. The increase in pentane and hexane in both samples was measured by the method described in Example 12. Results are shown in Table 28. The amount of both pentane and hexane present in the sample increased by approximately two-fold after 21 days of storage at room temperature. This example

demonstrated that CLA samples prepared by chemical conjugation of oils oxidize over time to form undesirable volatile organic compounds.

EXAMPLE 14

Production of Triacylglycerides

CLA was prepared according to the method of Example 11. The product was then distilled on a molecular distillation plant at 150°C and a pressure of 10⁻² mbar. Next, 1000 kg of the distilled product was mixed with 97 kg of pure glycerol and 80 kg lipase. The reaction was allowed to proceed for 12 hours at 55°C under vacuum and with stirring. The triacylglyceride product was distilled on a molecular distillation apparatus to remove unreacted fatty acids.

EXAMPLE 15

Oxidation of CLA Triacylglycerides

Aliquots of the product of Example 14 were placed in open dishes and stored under controlled conditions at 60°C. Antioxidants were added to some of the samples in varying amounts. Antioxidants used were Controx (Grunau (Henkel), Illertissen, DE), Herbalox (Kalsec, Kalamazoo, MI), Covi-OX (Grunau (Henkel), Illertissen, DE), and alpha-tocopherol. Antioxidants were added at 0, 0.02, 0.05, and 0.10 % by weight.

The oxygen stability index (OSI) was measured using a method known in the art (AOCS official method Cd 12b-92 using an OSI apparatus from Omnion Instruments). Samples (5 g) were held in a thermostable bath and a stream of purified air was passed through the samples. The effluent air from the samples was bubbled through a vessel containing deionized water. The conductivity of the water is continually monitored over time. The OSI (the point of maximum change of the rate of oxidation) is determined mathematically. Results of the OSI measurements are shown in Table 29 and Figure 2. The addition of alpha-tocopherol did not significantly increase the OSI value. Herbalox increased the value by approximately 2-3 fold. Covi-OX and Controx increased the OSI values by a greater amount, approximately 4 and 6 fold, respectively. This experiment demonstrated that

the addition of certain antioxidants containing metal oxidant chelators can slow the oxidation of CLA containing compounds during storage.

EXAMPLE 16

Treatment with Absorbing Agents

A triacyglyceride of CLA was prepared as described in Example 14. The sample was deodorized at 150°C and 1mm Hg for 3 hours. Next, 500 ml of the sample was treated with powdered silica. Silica was added to 2% and heated to 90-100°C under vacuum for 30 minutes. The sample was then cooled and filtered.

Table 26

Retention Time	Area %	Volatile Compound
2.33	0.43	Pentane
2.52	0.64	Hexane
2.93	0.66	Heptane
5.65	0.75	2-Butenal
7.35	16.44	Ethanol
8.81	5.85	3-Methyl Butanal
9.72	1.32	4-Methyl Pentanone
12.29	16.04	Hexanal
15.55	8.26	Heptanal
16.63	1.29	2-Pentyl Furan
18.03	2.56	Octanal

Table 27

Volatile Compound	Day zero (GC area x 1E6)	Day 21 (GC area x 1E6)
Pentane	52	105
Hexane	94	192

Table 28

OSI Values in the presence of antioxidants (standard deviation)

Weight %	Controx	Herbalox	Covi-OX	alpha-tocopherol
0.00	24.27 (1.78)	25.80 (4.88)	25.40 (5.69)	24.23 (3.32)
0.02	62.85 (1.24)	26.23 (1.37)	52.00 (2.73)	30.40 (2.02)
0.05	109.92 (2.38)	41.62 (1.71)	74.68 (8.00)	38.97 (3.13)
0.10	161.50 (2.83)	66.95 (1.99)	111.38 (2.83)	40.47 (0.86)

Example 17**Production of CLA with Alcoholate Catalysts**

This example describes the production of CLA from safflower oil using potassium methylate as a catalyst. Distilled methyl ester of sunflower oil (41.5 g) was placed in a reactor with 0.207 g methanol and 0.62 g potassium methylate, and the reactor purged with nitrogen before closing. The contents of the reactor were stirred while to 120°C. The reaction was then allowed to proceed at 120°C for 4 hours. the reactor was then cooled to 80°C and the contents were transferred to a separating funnel and washed with hot distilled water and then with hot water containing citric acid. The methylester was then dried under vacuum with moderate heat. The dried methyl ester was dissolved in isooctane and analyzed by GLC with a Perkin Elmer autosampler. The column was a highly polar fused silica type. the following program was used:

Injection: Splitless at 250°C
 Detection: Flame ionization detector at 280°C
 Carrier: Helium at psig.
 Oven program: 80°C - 130°C (45°C/min.), then 1°C/min. to 220°C
 and 220°C throughout for 10 min.
 Column: WCOT FUSED SILICA 0.25 mm 100 m, CP-SIL
 88 for FAME, df + 0.2.

The CLA obtained consisted almost exclusively of the c9,t11 and t10,c12 isomers of CLA as shown in Table 30.

Fatty Acid	Before Isomerization	After Isomerization
C 16:0	5.41	5.54
C 18:0	3.87	3.72
C 18:1	29.01	29.19
C 18:2, c9,c12	59.43	0.84
CLA, c9,c11	0	28.84
CLA, t10,c12	0	28.45
CLA, c9,c11	0	0.56
CLA, c10,c12	0	0.40
CLA, t9,t11;t10,t12	0	0.27

**Example 18
Products Formed by Conjugation of Linolenic Acid**

This example describes the products formed by conjugation of linolenic acid. Pure linolenic acid (Nu Check Prep.) was esterified and 1.08 grams of the fatty acid methyl ester of linolenic was mixed with 43.0 mg of potassium methylate together with 10.8 mg methanol in a test tube. The test tube was purged with nitrogen and closed. A magnetic bar was used

for stirring the mixture. The reaction was allowed to proceed at 120°C for 3 hours. The sample was washed twice with water and once with citric acid and diluted into iso-octane for GLC analysis. The conditions were the same as in example 17, except for the oven program and the column:

Oven program: 80°C - 160°C (25°C/min.), then 5°C/min. to 220°C and 220°C throughout for 10 min.
 Column: WCOT FUSED SILICA 0.25 mm 100 m, CP-SIL 5CB for FAME, df + 0.12.

The results (Table 31) demonstrate the existence of seven peaks of 1% or more. Each of these peaks represents acids with 2 or 3 bonds in the conjugated position. It is not known if the fatty acids corresponding to these peaks are found in nature and their possible effects are not known.

Fatty Acid	Before Conjugation	After Conjugation
C 18:3	99.53	2.43
unknown	0	55.82
unknown	0	0.98
unknown	0	2.03
unknown	0	3.79
unknown	0	4.7
unknown	0	5.17
unknown	0	20.74

Example 19
CLA Oxidation products

This example describes the oxidation of CLA exposed to open air. A small sample of methyl ester was prepared and stored in an open test tube for 115 days at room temperature with free access to air. The CLA initially present in the sample was completely broken down

and transformed into furan fatty acids and other unidentified derivatives. The relative content of the CLA sample before and after oxidation is shown in Table 3. This chromatogram shows only relatively non-polar components. A chromatogram of the same sample was also run on a polar column. The results indicated the presence of a large number of short chain polar components (*i.e.*, breakdown products).

5

Table 31
CLA Composition Before and After Oxidation in Open Test Tube for 115 days

Fatty Acid	Day 0	Day 115
C 16:0	1.36	1027
C18:1, t9	0	0.33
C18:1, c9	4.14	3.19
C18:1, c11	0.13	0.10
Unknown	0	0.21
C18:2, c9,c12	0.06	0.03
CLA, c9,t11	7.68	0
CLA, t10,c12	7.63	0
CLA, c9,c11	0.11	0
CLA, c10,c12	0.09	0
CLA, t9,t11;t10,t12	0.06	trace
Unknown	0	0.26
Unknown	0	0.26
Unknown	0.16	0.14

10

USPTO PATENT

20

25

What should be clear from above is that the present invention provides a conjugated linoleic acid composition of high purity that can be used in the formulation of animal feeds and in food products suitable for human consumption.

All publications and patents mentioned in the above specification are herein incorporated by reference. Various modifications and variations of the described method and system of the invention will be apparent to those skilled in the art without departing from the

30

CLAIMS

1. A method for producing a food product containing conjugated linoleic acid esters comprising:

- 5 a) providing:
- i) conjugated linoleic acid esters, wherein said esters are produced by treating linoleic acid esters with an alcoholate catalyst; and
 - ii) a foodstuff; and
- b) combining said foodstuff with said conjugated linoleic acid esters to produce a
- 10 food product.

2. The method of Claim 1, wherein said linoleic acid esters are derived from oils selected from the group consisting of safflower, sunflower, and corn oil.

3. The method of Claim 1, wherein said alcoholate catalyst is selected from the group consisting of sodium methylate and potassium methylate.

4. The method of Claim 1, further comprising providing an antioxidant and combining said antioxidant with said conjugated linoleic acid esters and said foodstuff in step (c) to produce said food product.

5. The method of Claim 1, wherein said antioxidant is selected from the group consisting of α -tocopherol, β -tocopherol, lecithin, ascorbylpalmitate, and BHT.

25 6. The food product produced according to the method of Claim 1.

7. A method for producing a food product containing conjugated linoleic acid esters comprising:

- a) providing:

i) conjugated linoleic acid, wherein said conjugated linoleic acid is derived from conjugated linoleic acid esters produced by treating linoleic acid esters with an alcoholate catalyst; and

ii) a foodstuff; and

5 b) combining said foodstuff with said conjugated linoleic acid to produce a food product.

8. The method of Claim 7, wherein said linoleic acid esters are derived from oils selected from the group consisting of safflower, sunflower, and corn oil.

10

9. The method of Claim 7, wherein said alcoholate catalyst is selected from the group consisting of sodium methyllate and potassium methyllate.

10. The method of Claim 7, further comprising providing an antioxidant and combining said antioxidant with said conjugated linoleic acid and said foodstuff in step (c) to produce said food product.

11. The method of Claim 7, wherein said antioxidant is selected from the group consisting of α -tocopherol, β -tocopherol, lecithin, ascorbylpalmitate, and BHT.

12. The food product produced according to the method of Claim 7.

13. A method for producing a food product containing conjugated linoleic acid triglycerides comprising:

25 a) providing:

i) triglycerides containing conjugated linoleic acid moieties, wherein said conjugated linoleic acid moieties are derived from conjugated linoleic acid esters produced by treating linoleic acid esters with an alcoholate catalyst; and

ii) a foodstuff; and

b) combining said foodstuff with said triglycerides containing conjugated linoleic acid moieties to produce a food product.

14. The method of Claim 13, wherein said linoleic acid esters are derived from oils selected from the group consisting of safflower, sunflower, and corn oil.

15. The method of Claim 13, wherein said alcoholate catalyst is selected from the group consisting of sodium methylate and potassium methylate.

16. The method of Claim 13, further comprising providing an antioxidant and combining said antioxidant with said triglycerides and said foodstuff in step (c) to produce said food product.

17. The method of Claim 13, wherein said antioxidant is selected from the group consisting of α -tocopherol, β -tocopherol, lecithin, ascorbylpalmitate, and BHT.

18. The food product produced according to the method of Claim 13.

19. A method for producing a food product comprising:

a) providing:

- i) linoleic acid esters;
- ii) an alcoholate catalyst; and
- iii) a foodstuff;

b) producing a conjugated linoleic acid esters by treating said oil containing conjugated linoleic acid with said alcoholate catalyst; and

c) combining said conjugated linoleic acid esters with said foodstuff to produce a food product.

20. The method of Claim 19, wherein said linoleic acid esters are derived from oils selected from the group consisting of safflower, sunflower, and corn oil.

21. The method of Claim 19, wherein said alcoholate catalyst is selected from sodium methylate and potassium methylate.

22. The method of Claim 19, further comprising providing an antioxidant and combining said antioxidant with said conjugated linoleic acid esters and said foodstuff in step (c) to produce said food product.

23. The method of Claim 19, wherein said antioxidant is selected from the group consisting of α -tocopherol, β -tocopherol, lecithin, ascorbylpalmitate, and BHT.

24. The food product produced according to the method of Claim 19.

25. A food product comprising a conjugated linoleic acid moiety and an alcohol.

26. The food product of Claim 25, wherein said alcohol is ethyl alcohol.

27. The food product of Claim 25, wherein said alcohol is present in a concentration of about less than 10 ppm.

28. The food product of Claim 25, wherein said conjugated linoleic acid moiety is an ester of conjugated linoleic acid.

29. The food product of Claim 25, wherein said conjugated linoleic acid moiety is a free fatty acid.

30. The food product of Claim 25, wherein said conjugated linoleic acid moiety is a triglyceride.

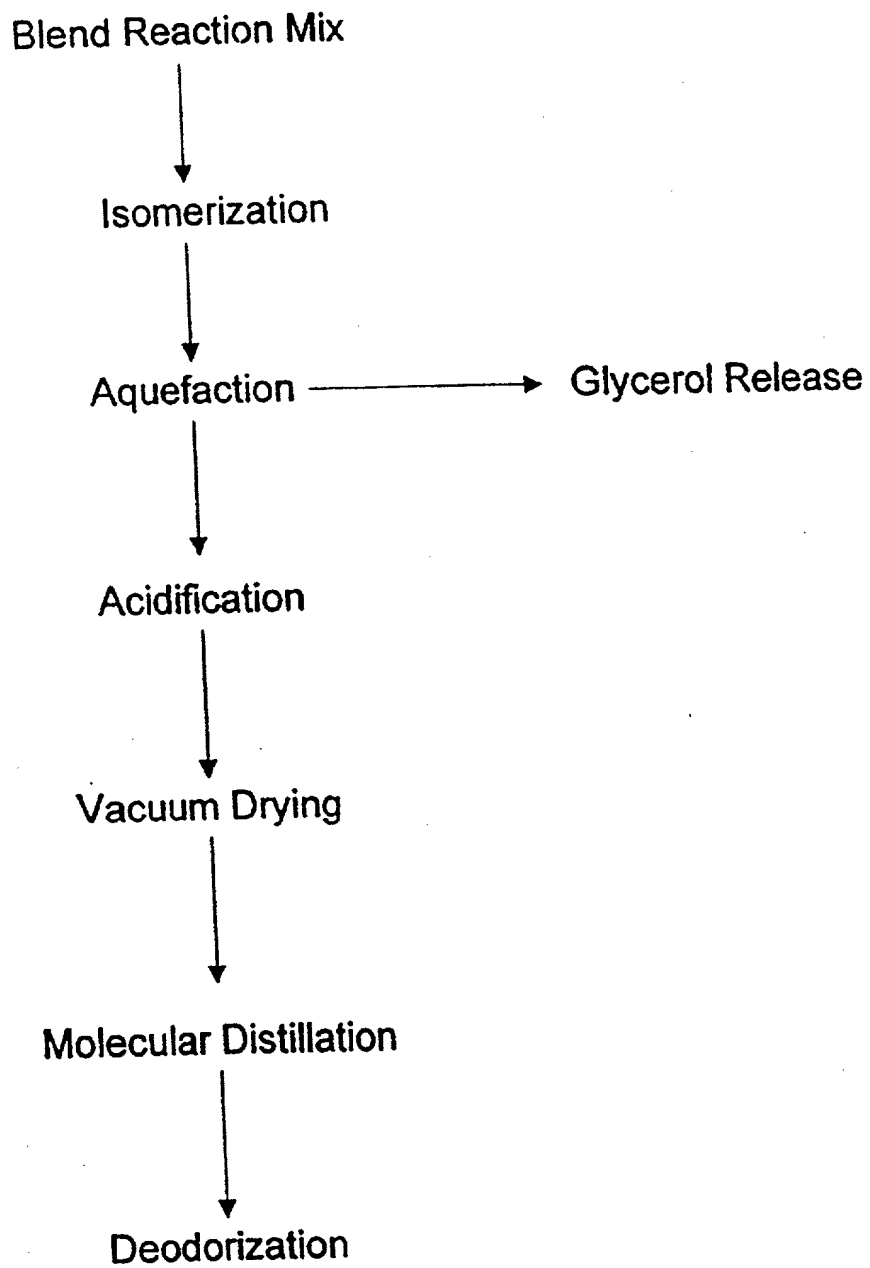
ABSTRACT

The present invention relates the manufacture of conjugated linoleic acid, and in particular, to feeds and food products containing conjugated linoleic acid. Accordingly, processes for producing conjugated linoelic acid of high purity are are disclosed. These processes utilize alcoholate catalysts and esters of sunflower oil, safflower oil, or corn oil as the source of linoleic acid. The esters of conjugated linoleic acid produced by the process can be used in animal feeds and in food products suitable for human consumption. Furthermore, the esters can be converted into free fatty acids or incorporated into triglycerides.

5

10

003070-1207150



005070-1201150

FIG. 1

Fig. 1. : OSI (Oxygen Stability Index) values of CLA TG stored at 60°C with four different antioxidants




FIG. 2

09944094-040500

DECLARATION FOR PATENT APPLICATION

As a below-named inventor, I hereby declare that:

My residence, post office address and citizenship are as stated next to my name. I believe I am an original, first and joint inventor of the subject matter which is claimed and for which a patent is sought on the invention entitled **CONJUGATED LINOLEIC ACID COMPOSITIONS**, the specification of which is attached hereto. I hereby state that I have reviewed and understand the contents of the above-identified specification, including the claims, as amended by any amendment referred to above.

I acknowledge the duty to disclose information which is material to the examination of this application in accordance with Title 37, Code of Federal Regulations, § 1.56(a).

I hereby claim the benefit under Title 35, United States Code, § 120 of any United States application(s) listed below and, insofar as the subject matter of each of the claims of this application is not disclosed in the prior United States application in the manner provided by the first paragraph of Title 35, United States Code, § 112, I acknowledge the duty to disclose material information as defined in Title 37, Code of Federal Regulations, § 1.56(a) which occurred between the filing date of the prior application and the national or PCT international filing date of this application:

<i>Application Serial No.</i>	<i>Filing Date</i>	<i>Patented, Pending or Abandoned</i>
09/132,593	August 11, 1998	Pending
09/270,940	March 17, 1999	Pending

I hereby declare that all statements made herein of my own knowledge are true and that all statements made on information and belief are believed to be true; and further that these statements were made with the knowledge that willful false statements and the like so made are punishable by fine or imprisonment or both, under § 1001 of Title 18 of the United States Code and that such willful false statements may jeopardize the validity of the application or any patent issued thereon.

Full Name of Sole or First Inventor: **Asgeir Saebo**

Inventor's Signature: _____ Date: _____
Residence: 6037, Eidsnes, NORWAY Citizenship: Norway
Post Office Address: 6037, Eidsnes, NORWAY

Full Name of Second Joint Inventor: **Carl Skarie**

Inventor's Signature: _____ Date: _____
Residence: Route 3, Box 347, Detroit Lakes, MN 56501 Citizenship: United States of America
Post Office Address: Route 3, Box 347, Detroit Lakes, MN 56501

IN THE UNITED STATES PATENT AND TRADEMARK OFFICE

In re Application of: Asgeir Saebo *et al.*
Serial No.:
Filed:
Entitled:

Group No.:
Examiner:

CONJUGATED LINOLEIC ACID COMPOSITIONS

POWER OF ATTORNEY BY ASSIGNEE

Assistant Commissioner for Patents
Washington, D.C. 20231

ConLinCo, Inc., as Assignee of record of the entire interest of the above-identified patent application, hereby appoints the members of the firm of MEDLEN & CARROLL, LLP, a firm composed of:

Virginia S. Medlen	(Reg. No. 32,050)	Maha A. Hamdan	(Reg. No. 43,655)
Peter G. Carroll	(Reg. No. 32,837)	J. Mitchell Jones	(Reg. No. 44,174)
Kamrin T. MacKnight	(Reg. No. 38,230)	David J. Wilson	(Reg. No. 45,225)
David A. Casimir	(Reg. No. 42,395)	Jason R. Bond	(Reg. No. P-45,439)

as its attorneys with full power of substitution to prosecute this application and transact all business in the Patent and Trademark Office in connection therewith.

Please direct all future correspondence and telephone calls regarding this application to:

J. Mitchell Jones	
MEDLEN & CARROLL, LLP	
220 Montgomery Street, Suite 2200	Telephone: 415/705-8410
San Francisco, California 94104	Facsimile: 415/397-8338

I hereby certify that the Assignment document filed with the application or filed subsequent to the filing date of the application, has been reviewed and I hereby certify that, to the best of my knowledge and belief, title is with ConLinCo, Inc.

Dated: _____

By: _____

Name: _____

Title: _____

ConLinCo, Inc.
211 W. Holmes Street, Suite 308
Detroit Lakes, MN 56502